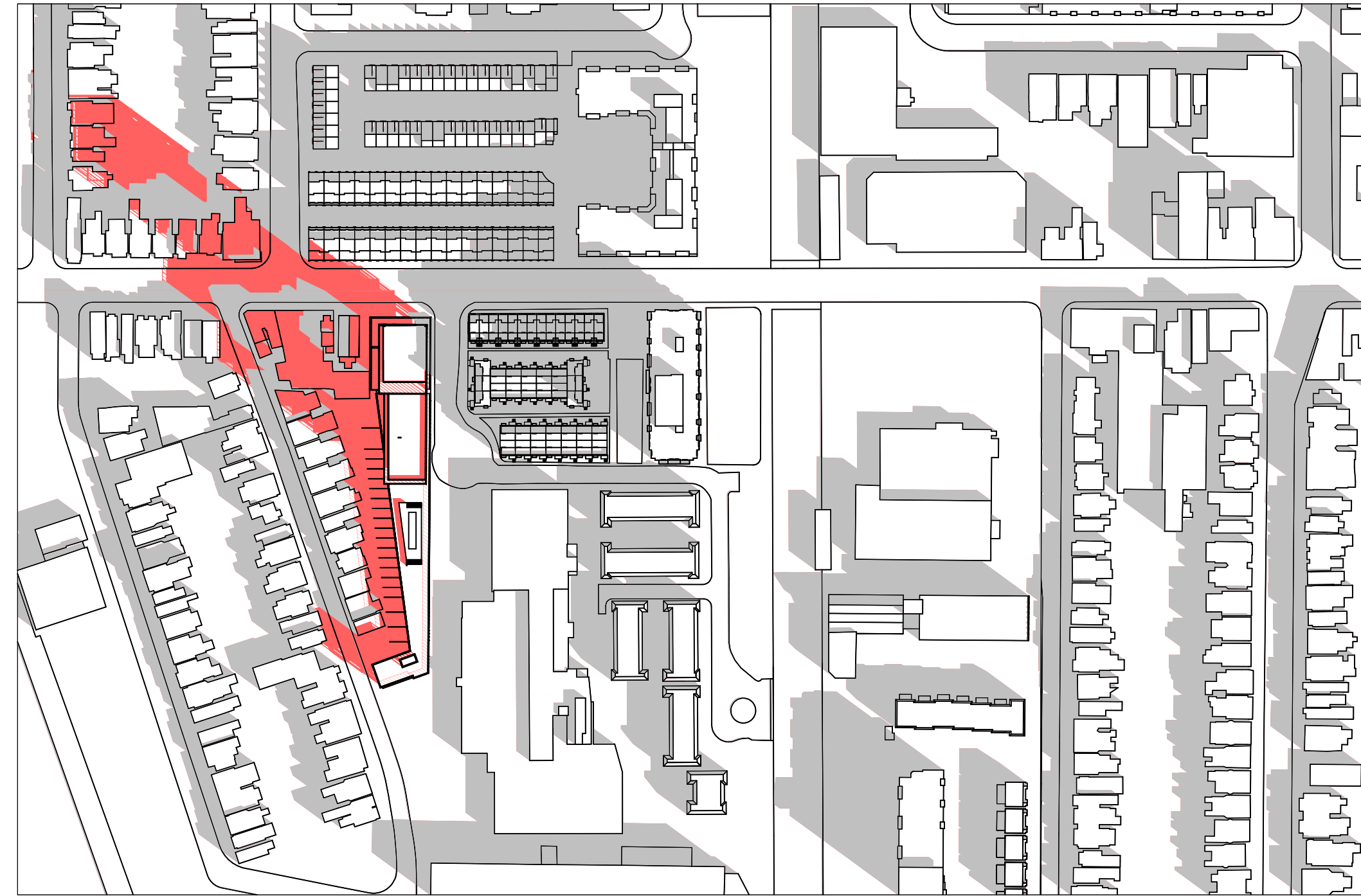
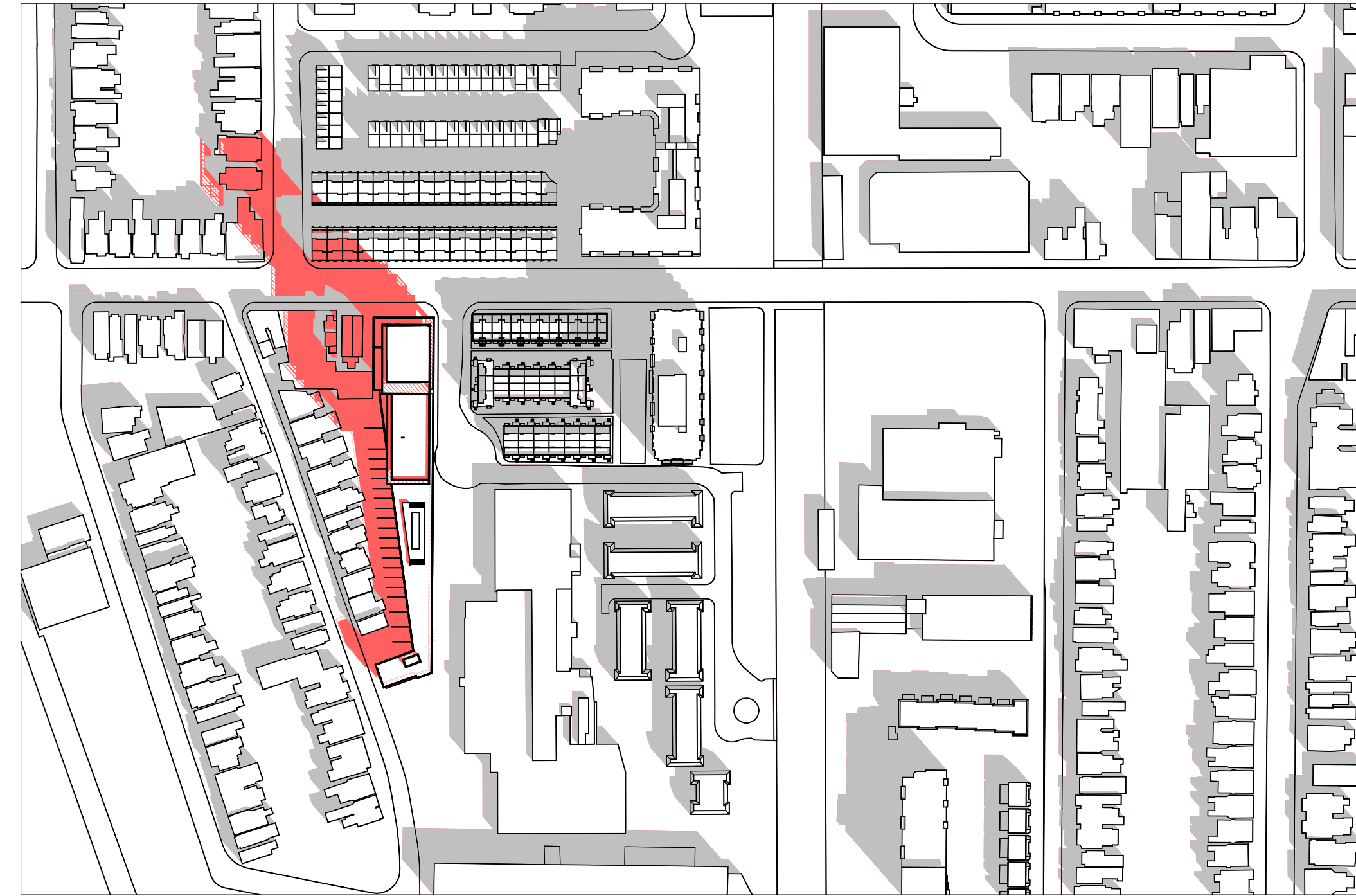


**Legend**

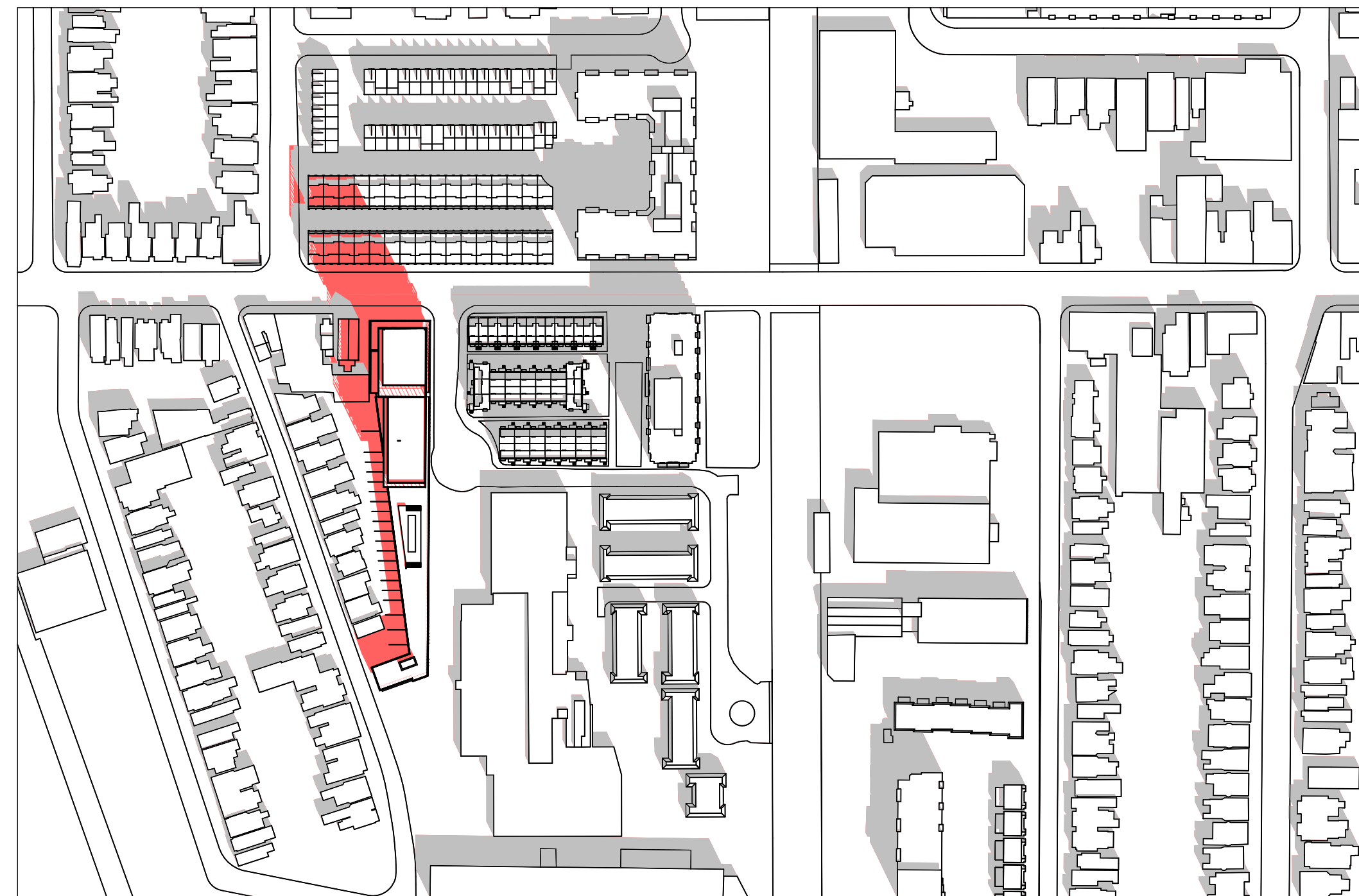
- Proposed Shadows
- Existing Shadows



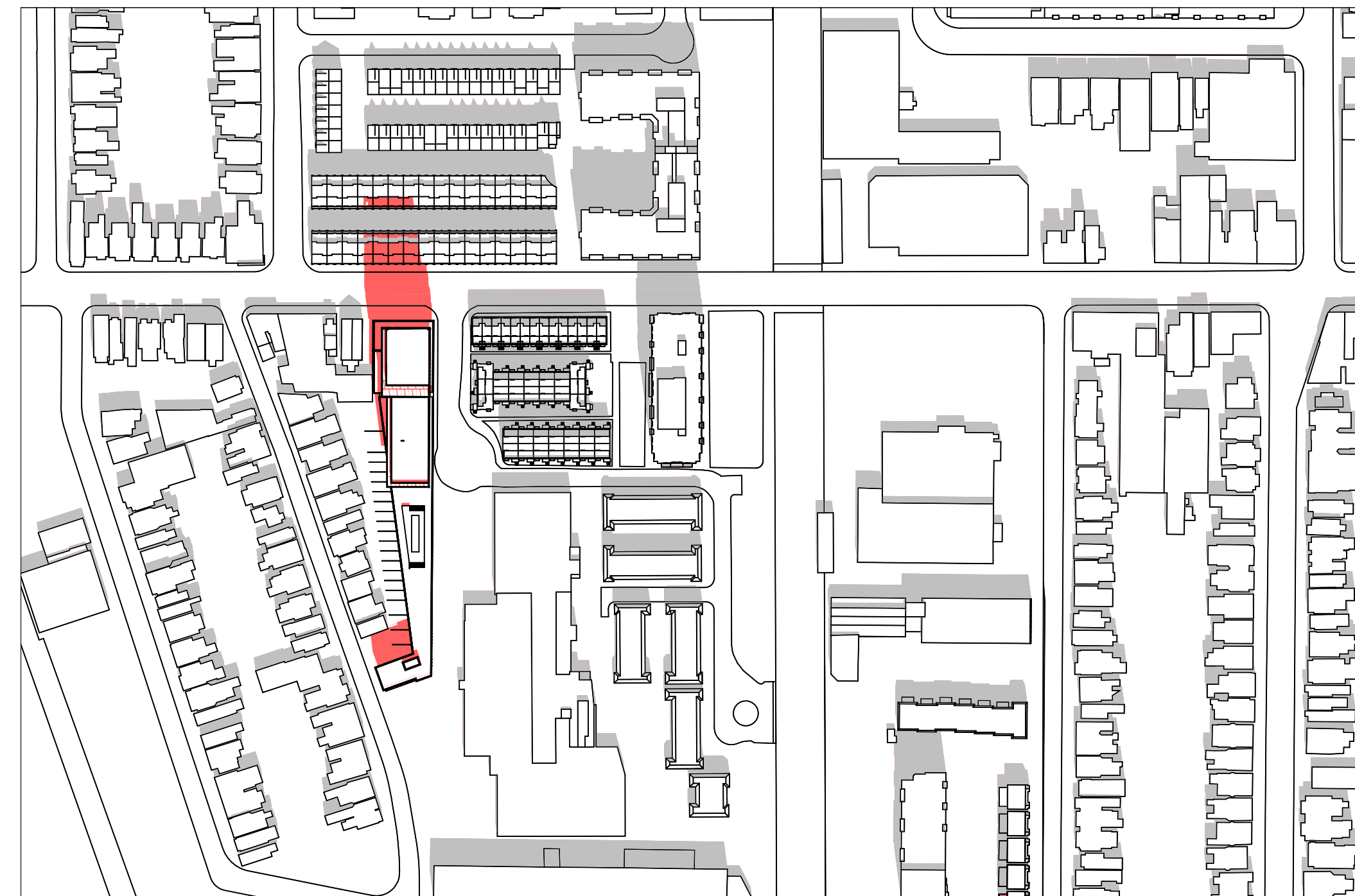
Mar 21 9:18  
SCALE: 1:2000



Mar 21 10:18  
SCALE: 1:2000



Mar 21 11:18  
SCALE: 1:2000



Mar 21 12:18  
SCALE: 1:2000

1. Copyright of this drawing is reserved by the Architect. The drawing and all associated documents are an instrument of service by the Architect. The drawing and the information contained therein may not be reproduced in whole or in part without prior written permission of the Architect.

2. These Contract Documents are the property of the Architect. The Architect bears no responsibility for the interpretation of these documents by the Contractor. Upon written application, the Architect will provide written/graphic clarification or supplementary information regarding the intent of the Contract Documents. The Architect will review Shop Drawings submitted by the Contractor for design conformance only.

3. Drawings are not to be scaled for construction. The Contractor is to verify all existing conditions and dimensions required to perform the work and report any discrepancies with the Contract Documents to the Architect before commencing any work.

4. Positions of exposed finished mechanical or electrical devices, fittings, and fixtures are indicated on architectural drawings. The locations shown on the architectural drawings govern over the Mechanical and Electrical drawings. Those items not clearly located will be located as directed by the Architect.

5. These drawings are not to be used for construction unless noted below as "Issuance: For Construction"

6. All work is to be carried out in conformance with the Code and Bylaws of the authorities having jurisdiction.

7. The Architect of these plans and specifications gives no warranty or representation to any party about the constructability of the building(s) represented by them. All contractors or subcontractors must satisfy themselves when bidding and at all times ensure that they can properly construct the work represented by these plans.


© architectsAlliance, 2020

NO	ISSUANCE	DATE
1	REZONING	XX.XX.20XX



**architectsAlliance**

205 - 317 Adelaide Street West  
Toronto, ON M5V 1P9 Canada  
t 416 593 6500  
f 416 593 4911  
info@architectsalliance.com  
www.architectsalliance.com



**Sterling Bloor  
Lamb Development Corp**

778 King Street West  
Toronto, ON M5V 1N6

**Shadow Studies**

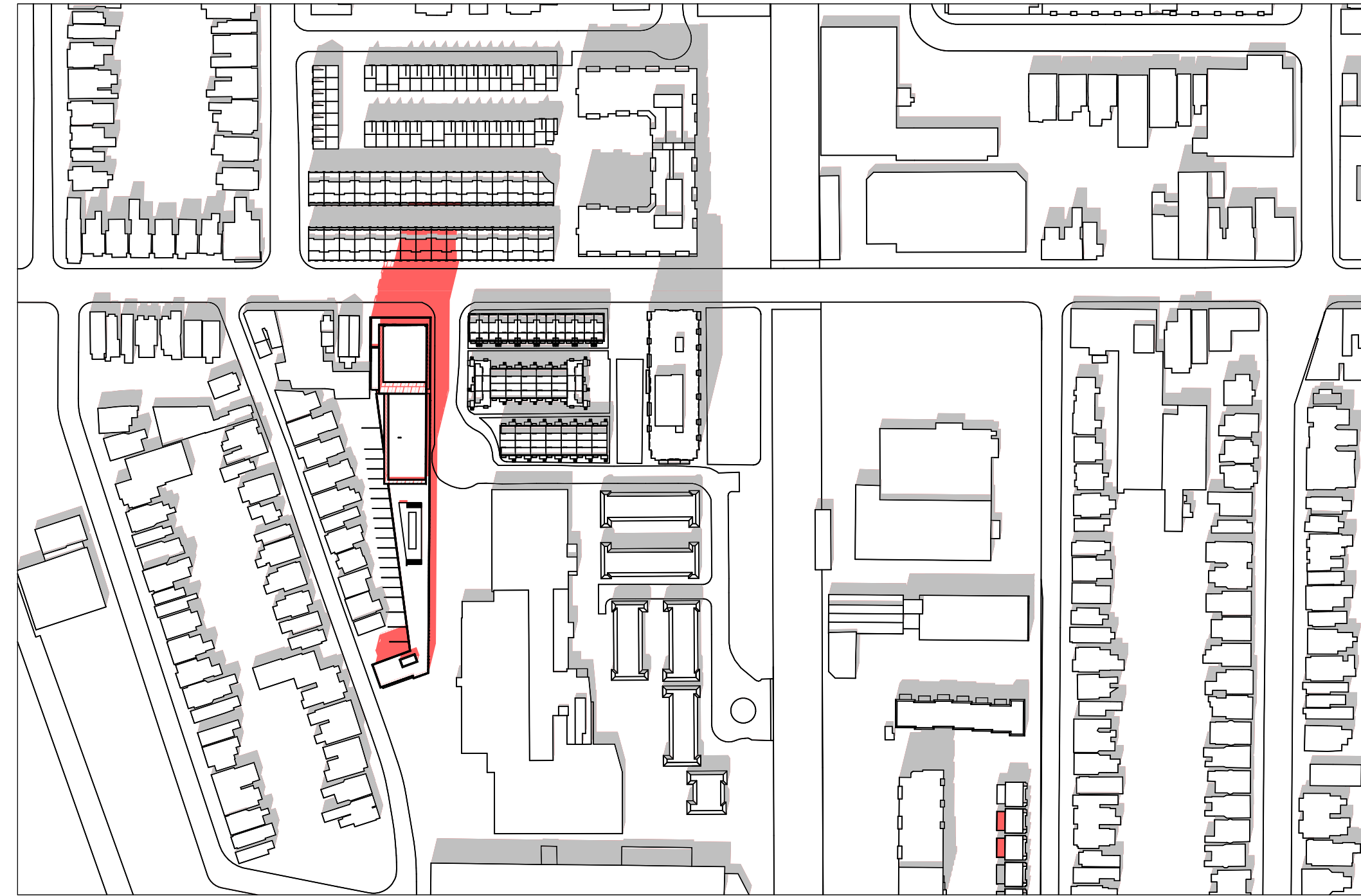
Project No. 21909

1:2000, 1:500

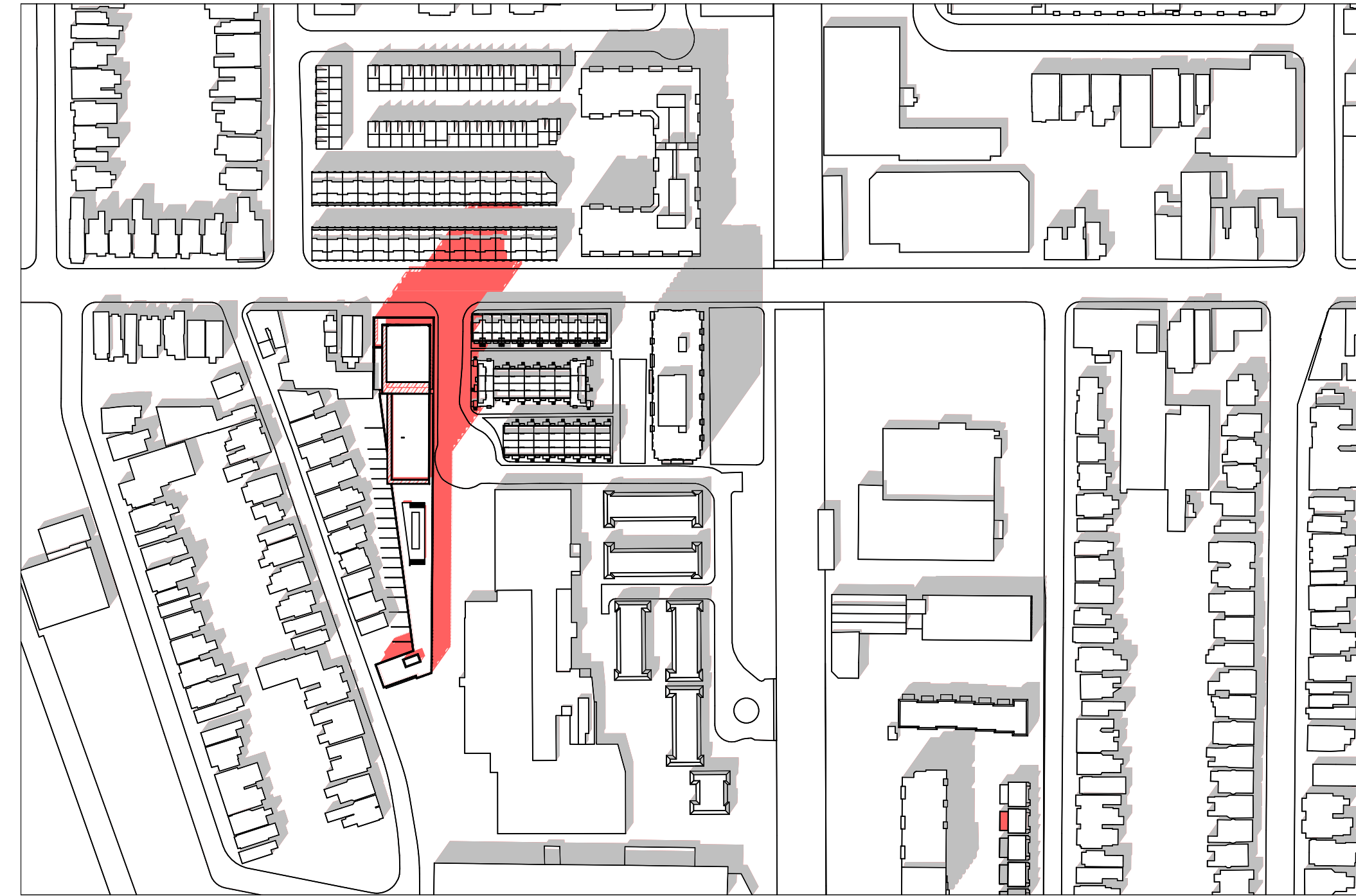
2020-11-05

**Legend**

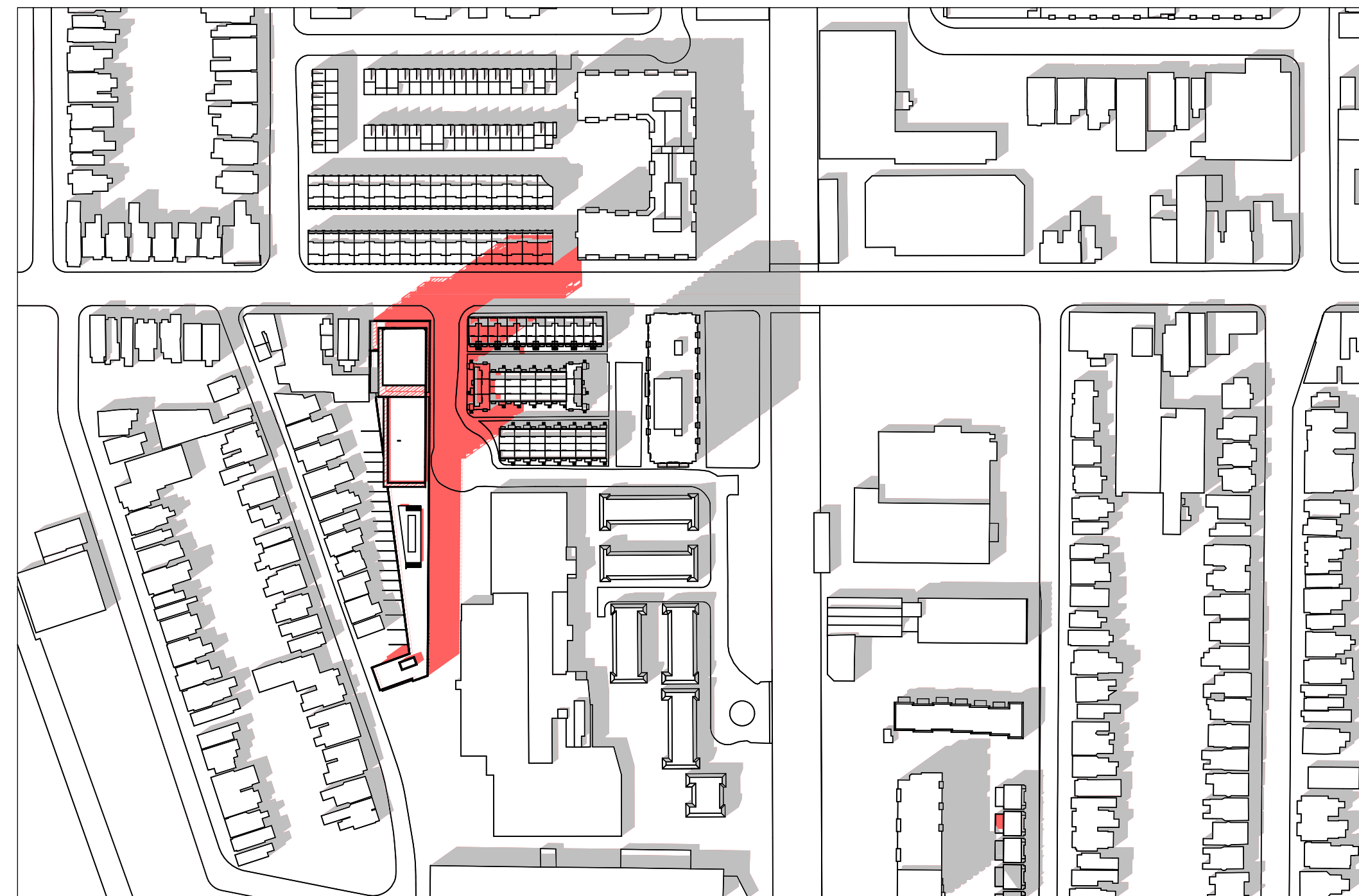
- Proposed Shadows
- Existing Shadows



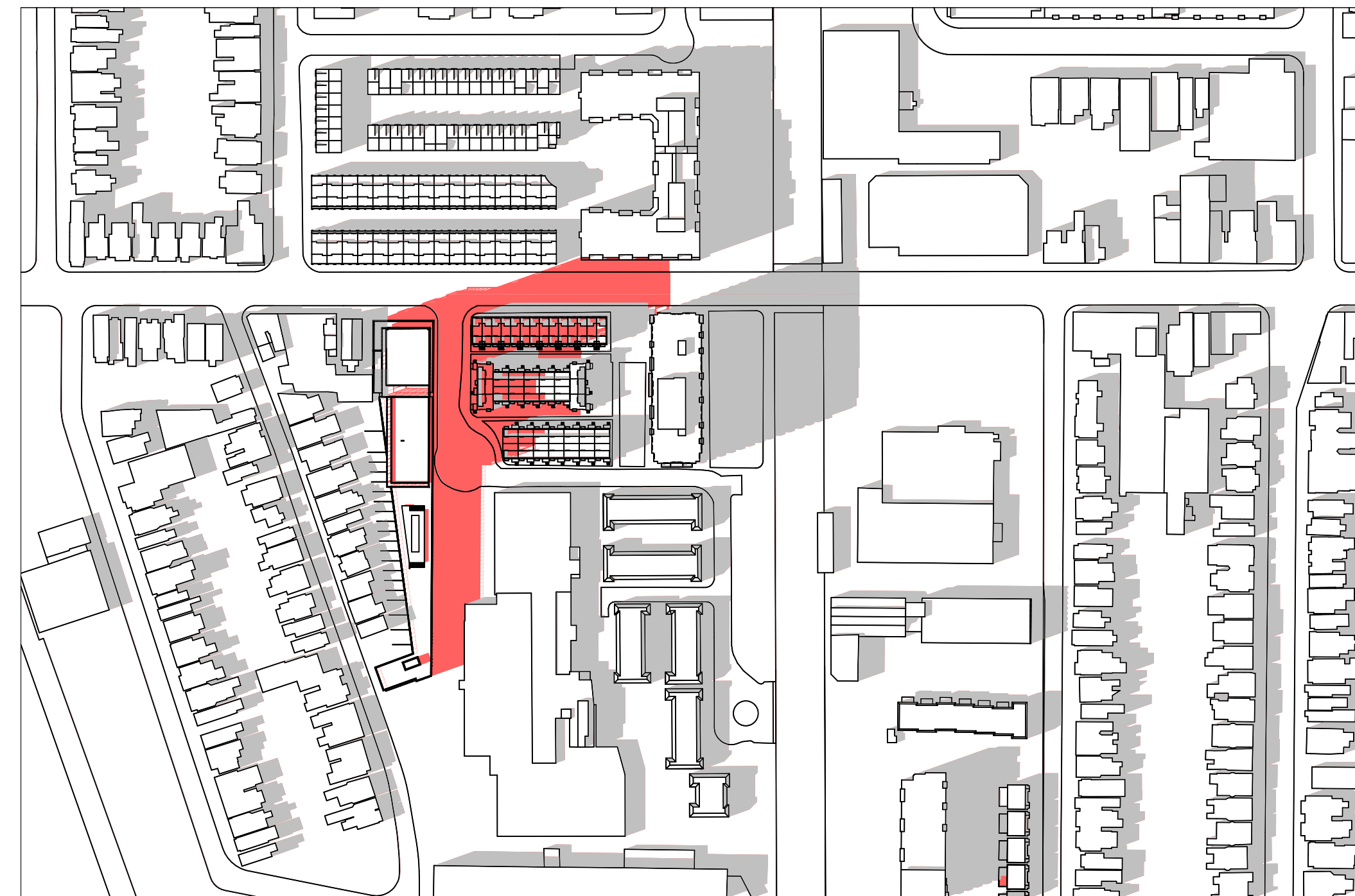
Mar 21 1:18  
SCALE: 1:2000



Mar 21 2:18  
SCALE: 1:2000



Mar 21 3:18  
SCALE: 1:2000



Mar 21 4:18  
SCALE: 1:2000

1. Copyright of this drawing is reserved by the Architect. The drawing and all associated documents are an instrument of service by the Architect. The drawing and the information contained therein may not be reproduced in whole or in part without prior written permission of the Architect.

2. These Contract Documents are the property of the Architect. The Architect bears no responsibility for the interpretation of these documents by the Contractor. Upon written application, the Architect will provide written/graphic clarification or supplementary information regarding the intent of the Contract Documents. The Architect will review Shop Drawings submitted by the Contractor for design conformance only.

3. Drawings are not to be scaled for construction. The Contractor is to verify all existing conditions and dimensions required to perform the work and report any discrepancies with the Contract Documents to the Architect before commencing any work.

4. Positions of exposed finished mechanical or electrical devices, fittings, and fixtures are indicated on architectural drawings. The locations shown on the architectural drawings govern over the Mechanical and Electrical drawings. Those items not clearly located will be located as directed by the Architect.

5. These drawings are not to be used for construction unless noted below as "Issuance: For Construction"

6. All work is to be carried out in conformance with the Code and Bylaws of the authorities having jurisdiction.

7. The Architect of these plans and specifications gives no warranty or representation to any party about the constructability of the building(s) represented by them. All contractors or subcontractors must satisfy themselves when bidding and at all times ensure that they can properly construct the work represented by these plans.


© architectsAlliance, 2020

NO	ISSUANCE	DATE
1	REZONING	XX.XX.20XX



**architectsAlliance**

205 - 317 Adelaide Street West  
Toronto, ON M5V 1P9 Canada  
t 416 593 6500  
f 416 593 4911  
info@architectsalliance.com  
www.architectsalliance.com



**Sterling Bloor  
Lamb Development Corp**

778 King Street West  
Toronto, ON M5V 1N6

**Shadow Studies**

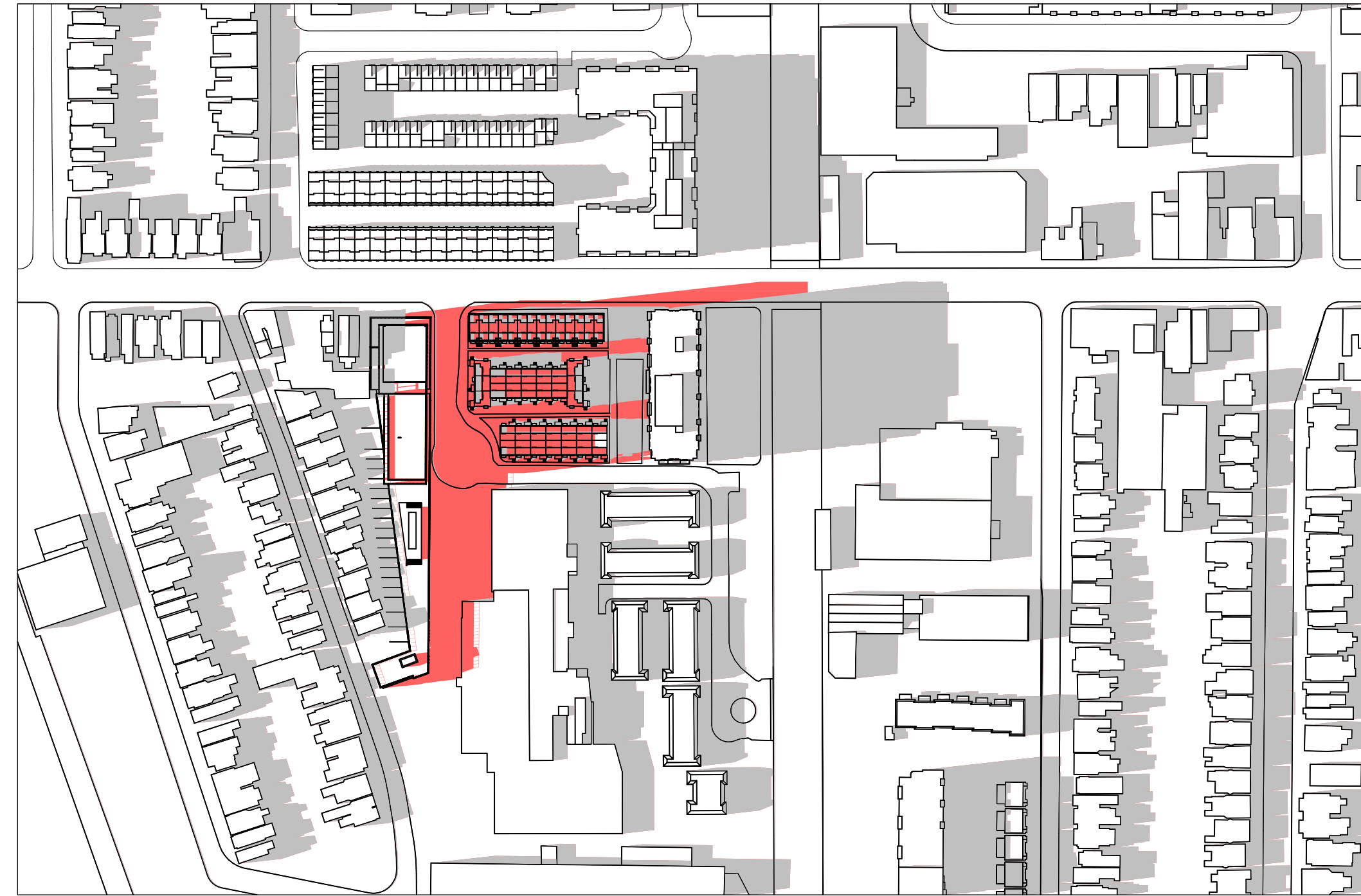
Project No. 21909

1:2000, 1:500

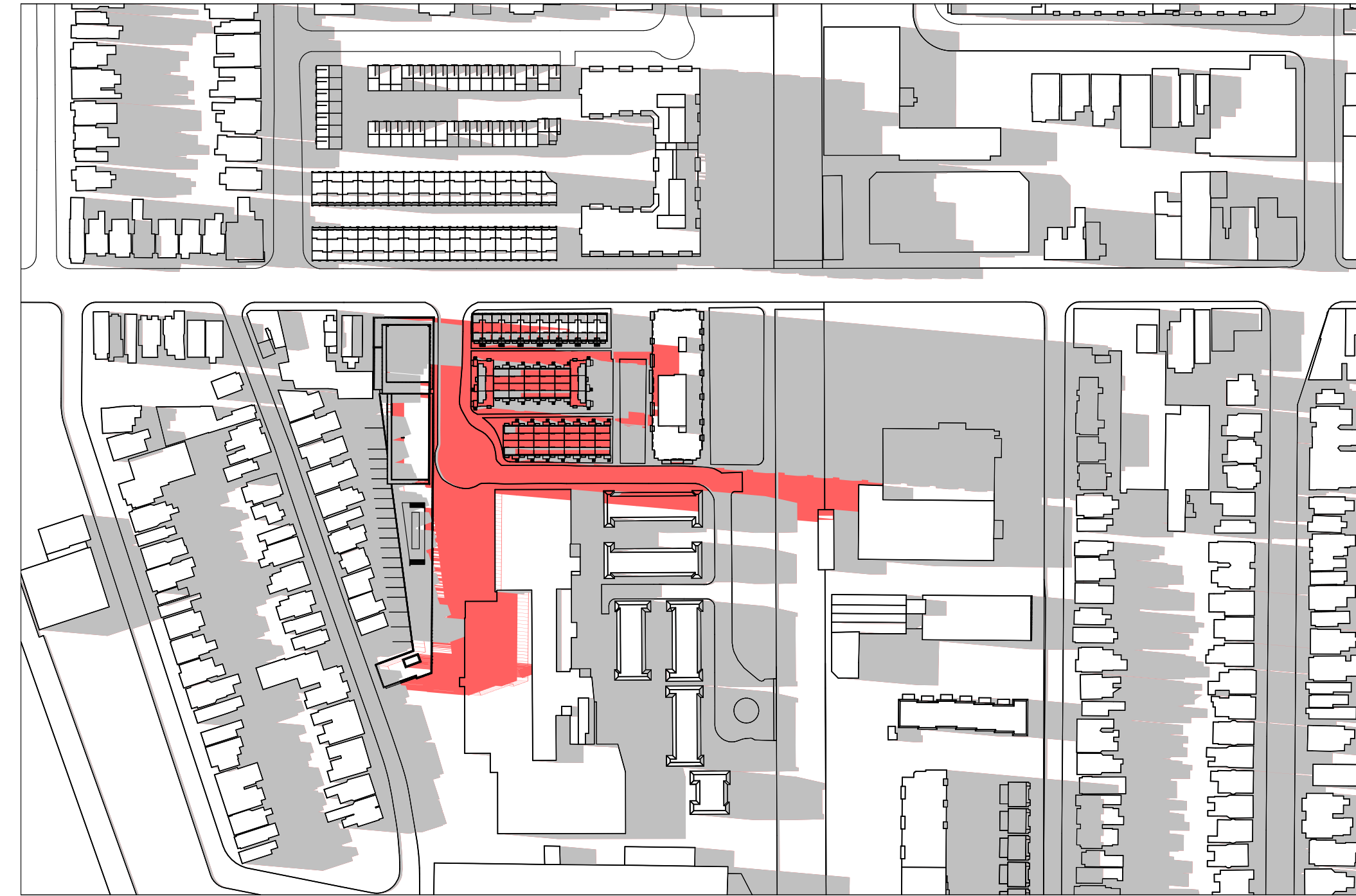
2020-11-05

**Legend**

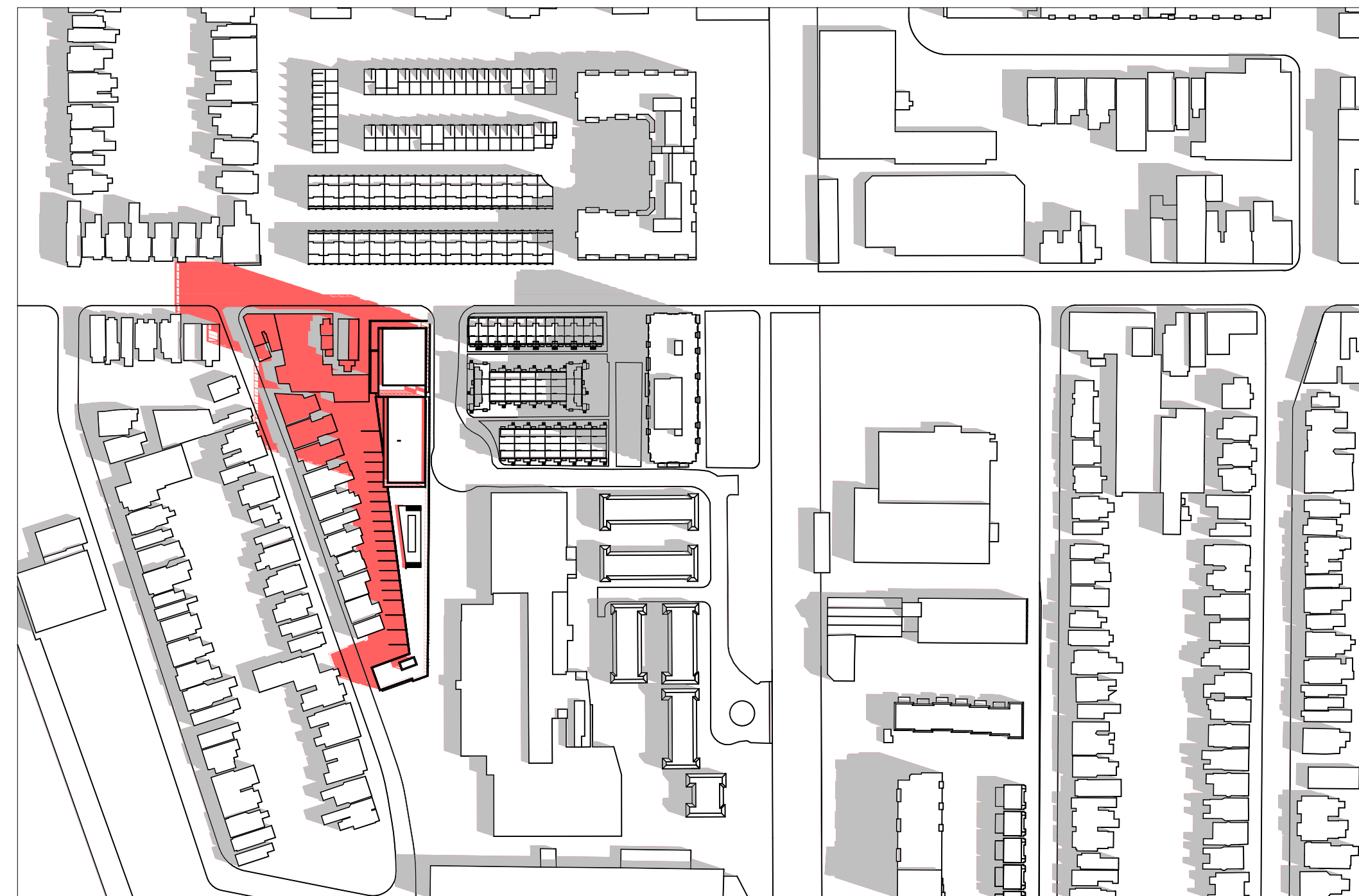
- Proposed Shadows
- Existing Shadows



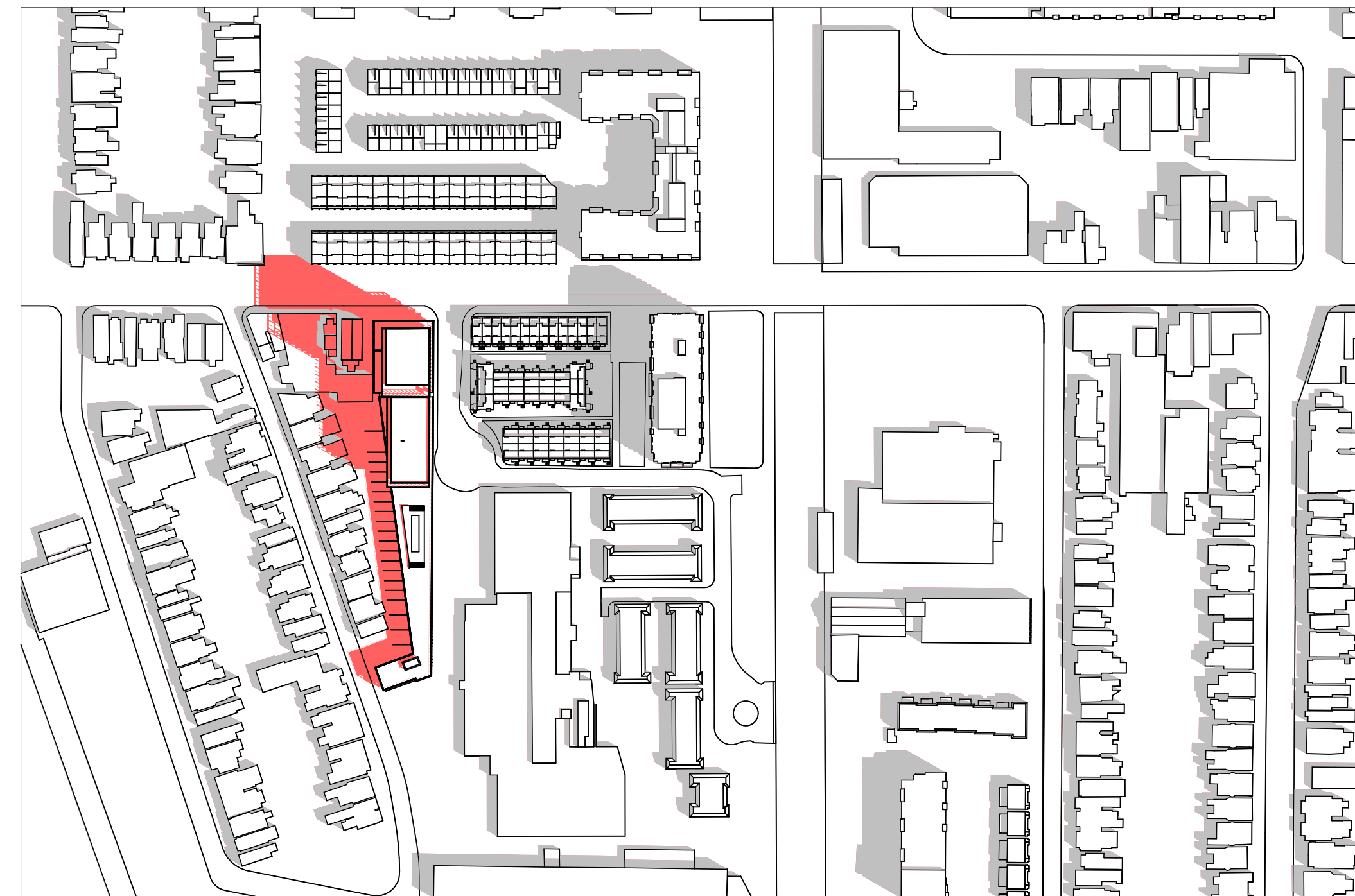
Mar 21 5:18  
SCALE: 1:2000



Mar 21 6:18  
SCALE: 1:2000



Jun 21 9:18  
SCALE: 1:2000



Jun 21 10:18  
SCALE: 1:2000

1. Copyright of this drawing is reserved by the Architect. The drawing and all associated documents are an instrument of service by the Architect. The drawing and the information contained therein may not be reproduced in whole or in part without prior written permission of the Architect.

2. These Contract Documents are the property of the Architect. The Architect bears no responsibility for the interpretation of these documents by the Contractor. Upon written application, the Architect will provide written/graphic clarification or supplementary information regarding the intent of the Contract Documents. The Architect will review Shop Drawings submitted by the Contractor for design conformance only.

3. Drawings are not to be scaled for construction. The Contractor is to verify all existing conditions and dimensions required to perform the work and report any discrepancies with the Contract Documents to the Architect before commencing any work.

4. Positions of exposed finished mechanical or electrical devices, fittings, and fixtures are indicated on architectural drawings. The locations shown on the architectural drawings govern over the Mechanical and Electrical drawings. Those items not clearly located will be located as directed by the Architect.

5. These drawings are not to be used for construction unless noted below as "Issuance: For Construction"

6. All work is to be carried out in conformance with the Code and Bylaws of the authorities having jurisdiction.

7. The Architect of these plans and specifications gives no warranty or representation to any party about the constructability of the building(s) represented by them. All contractors or subcontractors must satisfy themselves when bidding and at all times ensure that they can properly construct the work represented by these plans.


© architectsAlliance, 2020

NO	ISSUANCE	DATE
1	REZONING	XX.XX.20XX



**architectsAlliance**

205 - 317 Adelaide Street West  
Toronto, ON M5V 1P9 Canada  
t 416 593 6500  
f 416 593 4911  
info@architectsalliance.com  
www.architectsalliance.com



**Sterling Bloor  
Lamb Development Corp**

778 King Street West  
Toronto, ON M5V 1N6

**Shadow Studies**

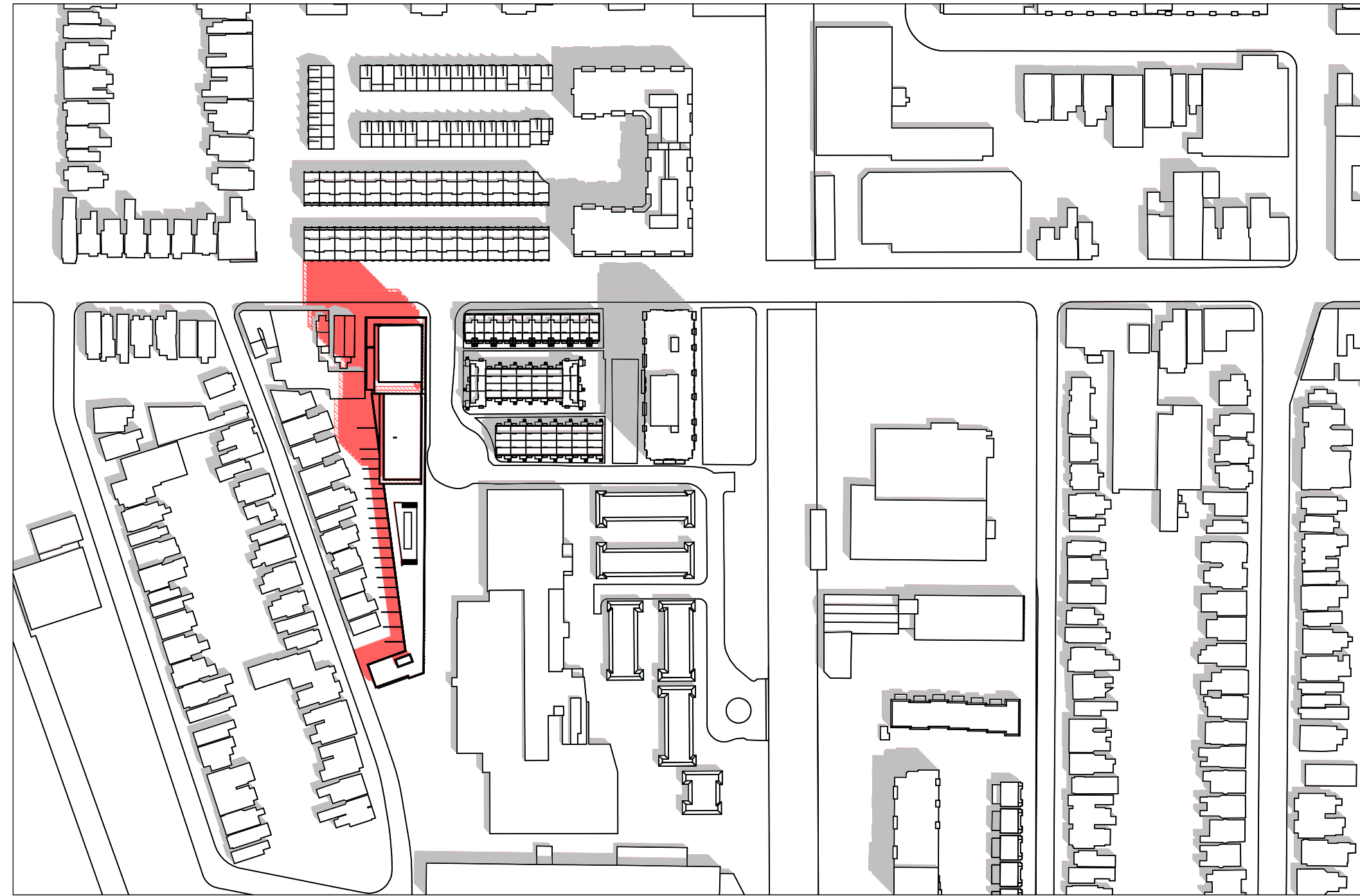
Project No. 21909

1:2000, 1:500

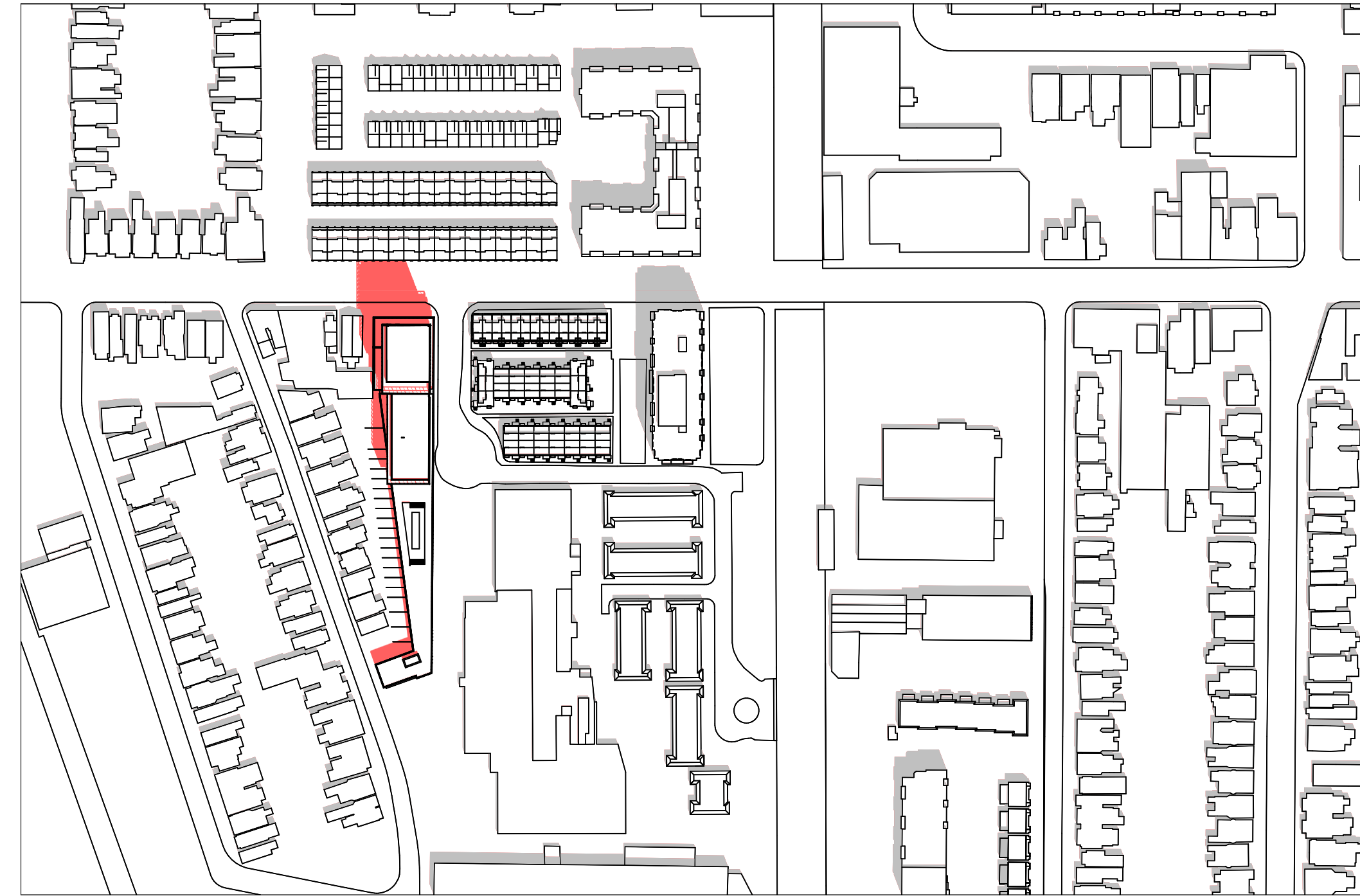
2020-11-05

**Legend**

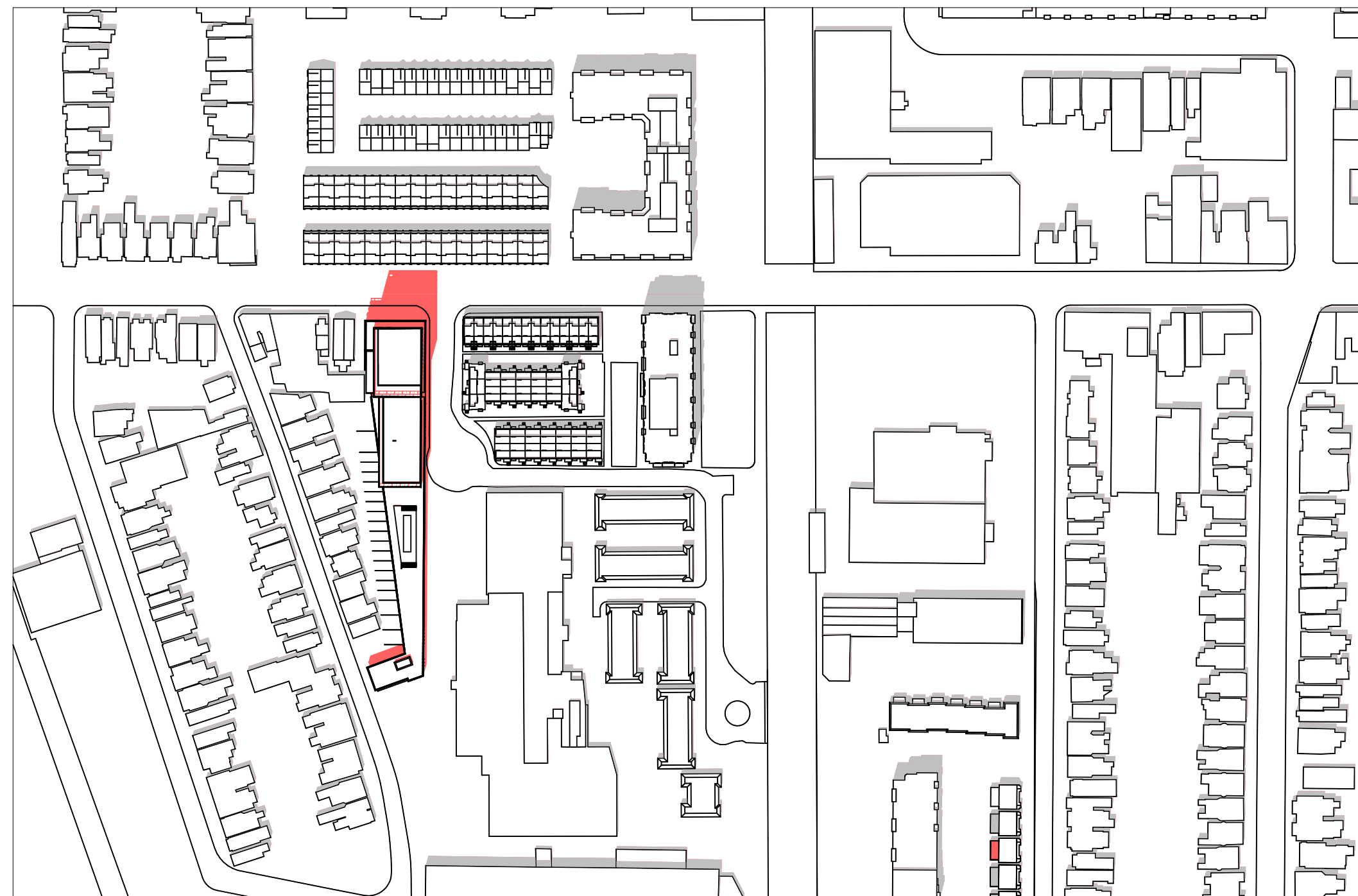
- Proposed Shadows
- Existing Shadows



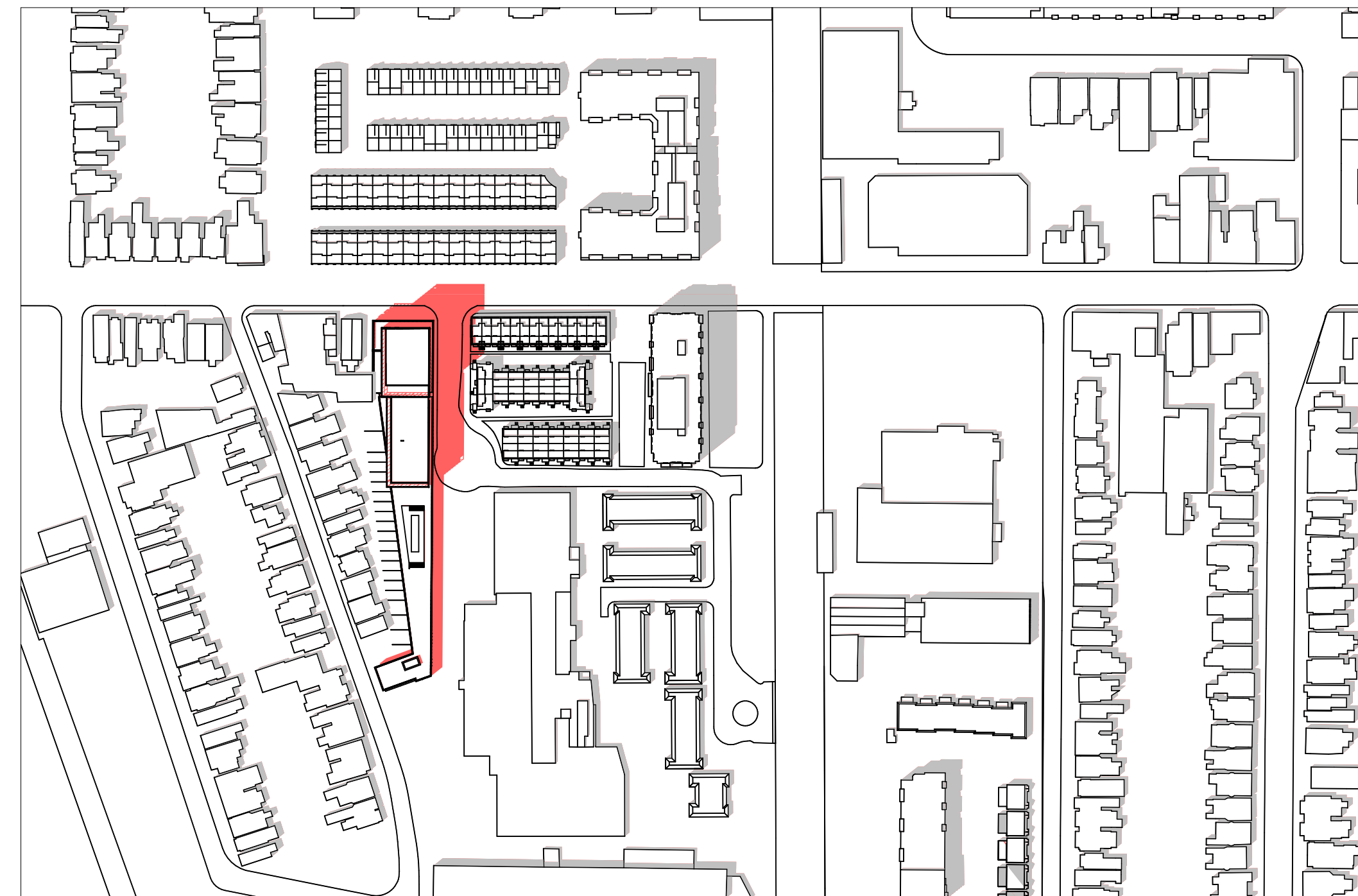
Jun 21 11:18  
SCALE: 1:2000



Jun 21 12:18  
SCALE: 1:2000



Jun 21 1:18  
SCALE: 1:2000



Jun 21 2:18  
SCALE: 1:2000

1. Copyright of this drawing is reserved by the Architect. The drawing and all associated documents are an instrument of service by the Architect. The drawing and the information contained therein may not be reproduced in whole or in part without prior written permission of the Architect.

2. These Contract Documents are the property of the Architect. The Architect bears no responsibility for the interpretation of these documents by the Contractor. Upon written application, the Architect will provide written/graphic clarification or supplementary information regarding the intent of the Contract Documents. The Architect will review Shop Drawings submitted by the Contractor for design conformance only.

3. Drawings are not to be scaled for construction. The Contractor is to verify all existing conditions and dimensions required to perform the work and report any discrepancies with the Contract Documents to the Architect before commencing any work.

4. Positions of exposed finished mechanical or electrical devices, fittings, and fixtures are indicated on architectural drawings. The locations shown on the architectural drawings govern over the Mechanical and Electrical drawings. Those items not clearly located will be located as directed by the Architect.

5. These drawings are not to be used for construction unless noted below as "Issuance: For Construction"

6. All work is to be carried out in conformance with the Code and Bylaws of the authorities having jurisdiction.

7. The Architect of these plans and specifications gives no warranty or representation to any party about the constructability of the building(s) represented by them. All contractors or subcontractors must satisfy themselves when bidding and at all times ensure that they can properly construct the work represented by these plans.


© architectsAlliance, 2020

NO	ISSUANCE	DATE
1	REZONING	XX.XX.20XX



**architectsAlliance**

205 - 317 Adelaide Street West  
Toronto, ON M5V 1P9 Canada  
t 416 593 6500  
f 416 593 4911  
info@architectsalliance.com  
www.architectsalliance.com



**Sterling Bloor  
Lamb Development Corp**

778 King Street West  
Toronto, ON M5V 1N6

**Shadow Studies**

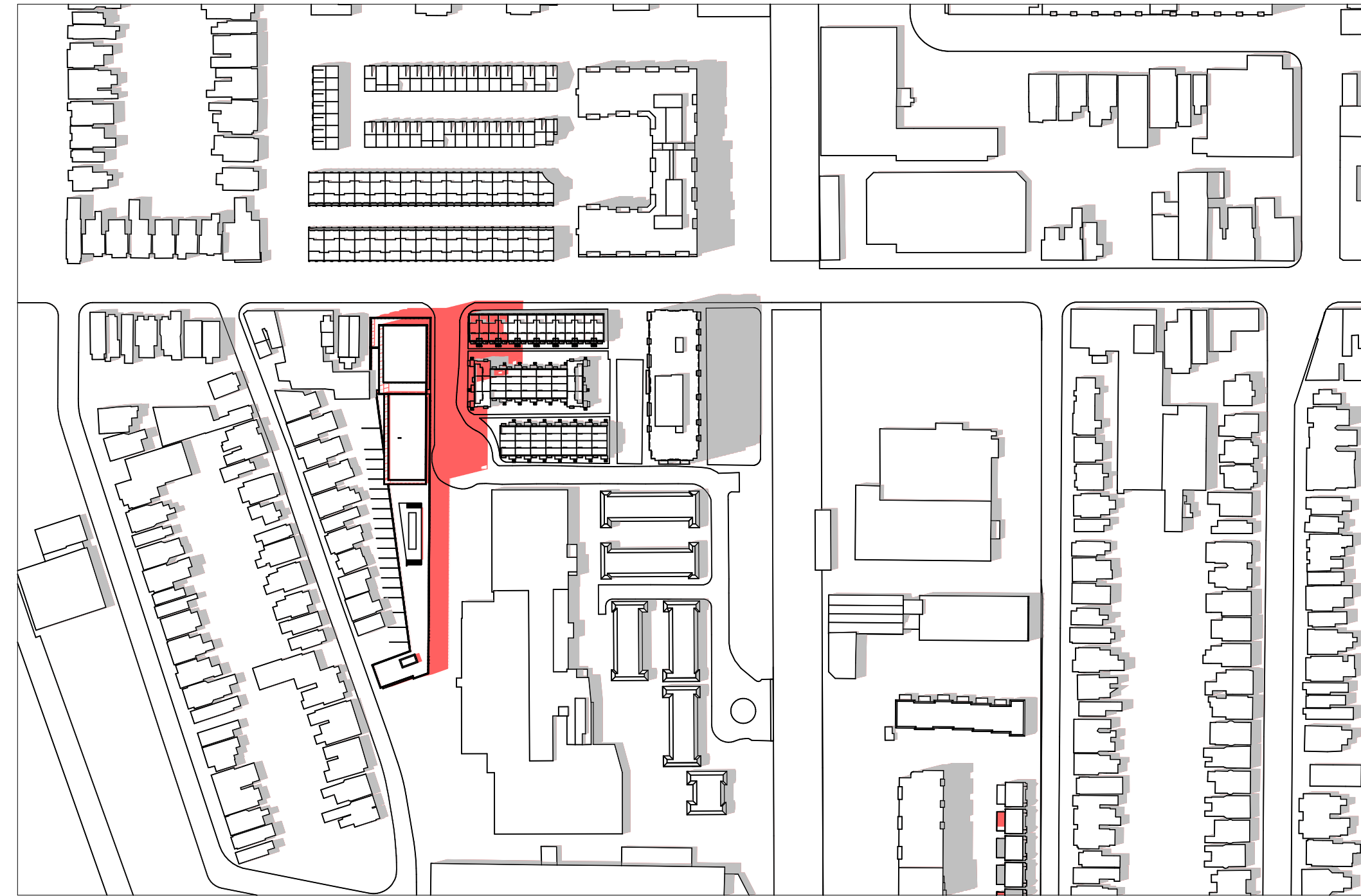
Project No. 21909

1:2000, 1:500

2020-11-05

**Legend**

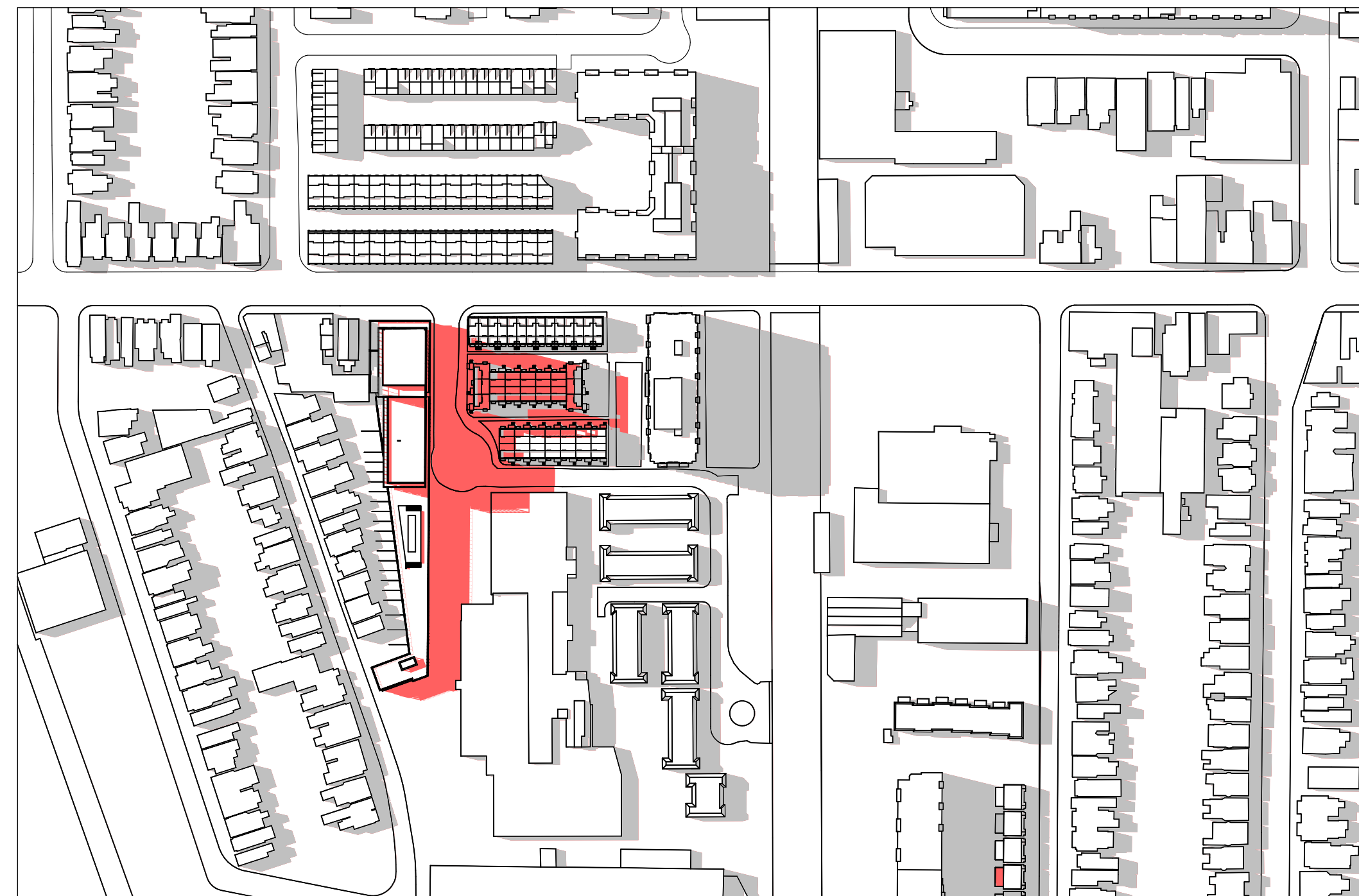
- Proposed Shadows
- Existing Shadows



Jun 21 3:18  
SCALE: 1:2000



Jun 21 4:18  
SCALE: 1:2000



Jun 21 5:18  
SCALE: 1:2000



Jun 21 6:18  
SCALE: 1:2000

1. Copyright of this drawing is reserved by the Architect. The drawing and all associated documents are an instrument of service by the Architect. The drawing and the information contained therein may not be reproduced in whole or in part without prior written permission of the Architect.

2. These Contract Documents are the property of the Architect. The Architect bears no responsibility for the interpretation of these documents by the Contractor. Upon written application, the Architect will provide written/graphic clarification or supplementary information regarding the intent of the Contract Documents. The Architect will review Shop Drawings submitted by the Contractor for design conformance only.

3. Drawings are not to be scaled for construction. The Contractor is to verify all existing conditions and dimensions required to perform the work and report any discrepancies with the Contract Documents to the Architect before commencing any work.

4. Positions of exposed finished mechanical or electrical devices, fittings, and fixtures are indicated on architectural drawings. The locations shown on the architectural drawings govern over the Mechanical and Electrical drawings. Those items not clearly located will be located as directed by the Architect.

5. These drawings are not to be used for construction unless noted below as "Issuance: For Construction"

6. All work is to be carried out in conformance with the Code and Bylaws of the authorities having jurisdiction.

7. The Architect of these plans and specifications gives no warranty or representation to any party about the constructability of the building(s) represented by them. All contractors or subcontractors must satisfy themselves when bidding and at all times ensure that they can properly construct the work represented by these plans.


© architectsAlliance, 2020

NO	ISSUANCE	DATE
1	REZONING	XX.XX.20XX



**architectsAlliance**

205 - 317 Adelaide Street West  
Toronto, ON M5V 1P9 Canada  
t 416 593 6500  
f 416 593 4911  
info@architectsalliance.com  
www.architectsalliance.com



**Sterling Bloor  
Lamb Development Corp**

778 King Street West  
Toronto, ON M5V 1N6

**Shadow Studies**

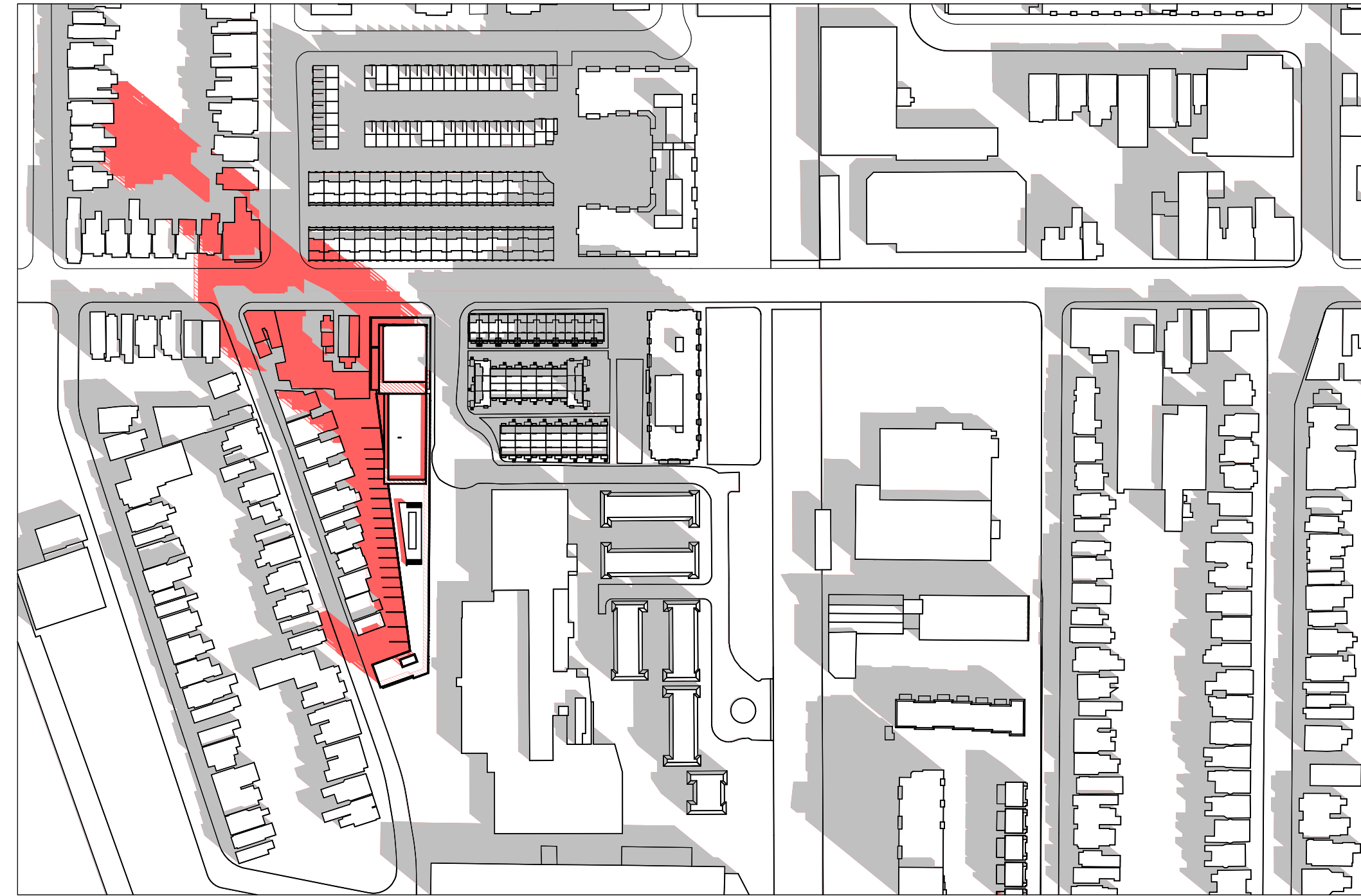
Project No. 21909

1:2000, 1:500

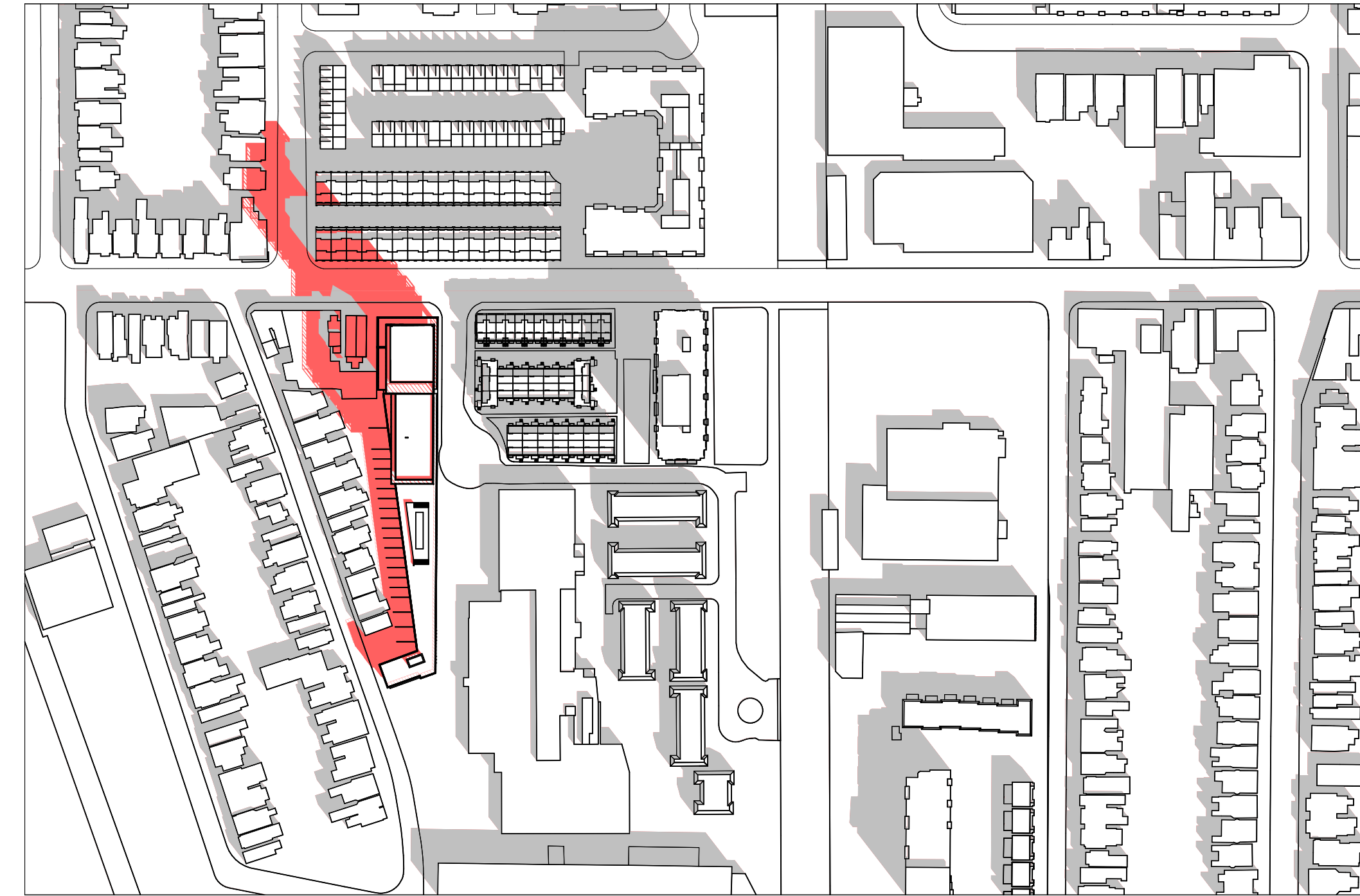
2020-11-05

**Legend**

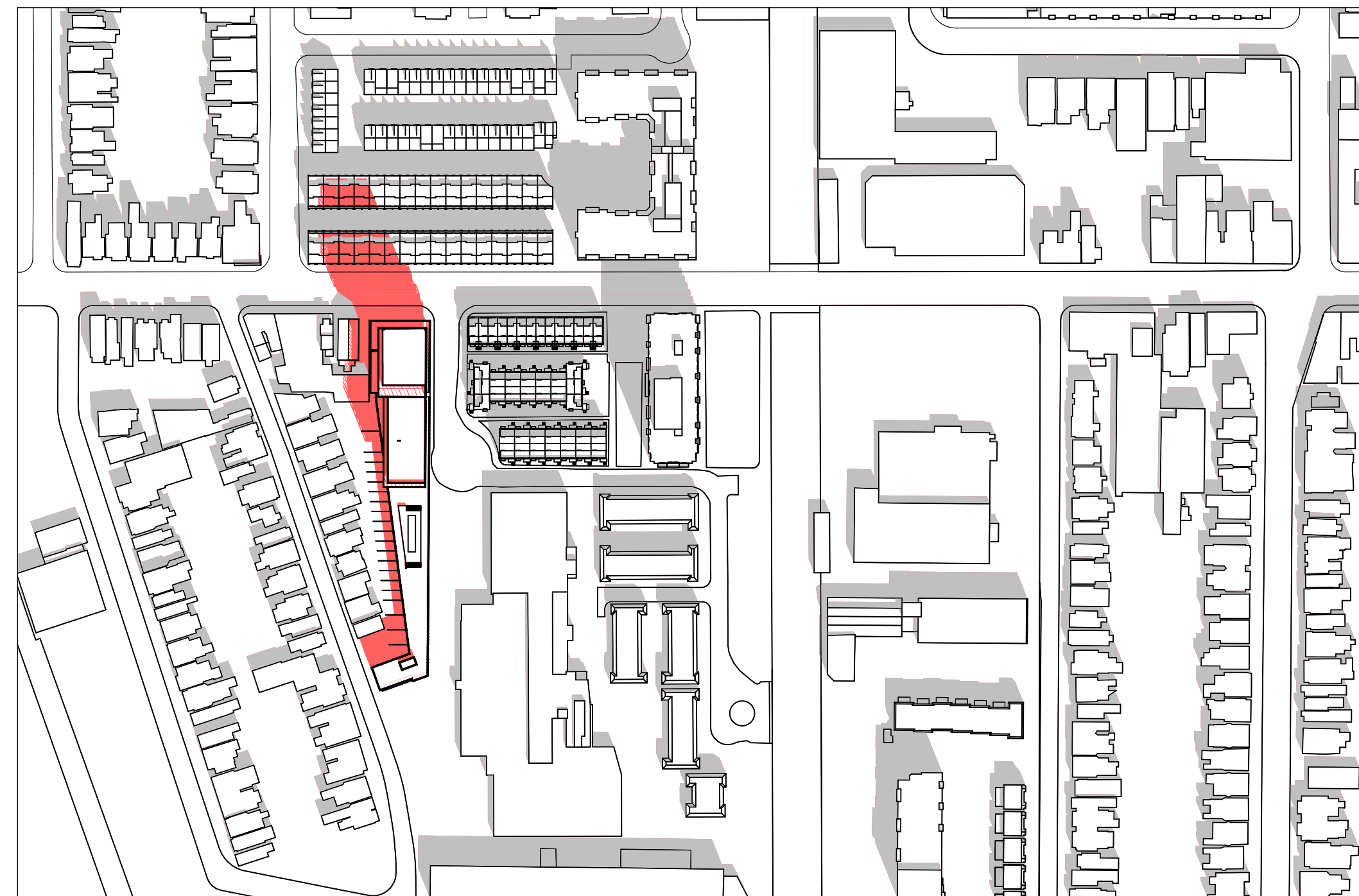
- Proposed Shadows
- Existing Shadows



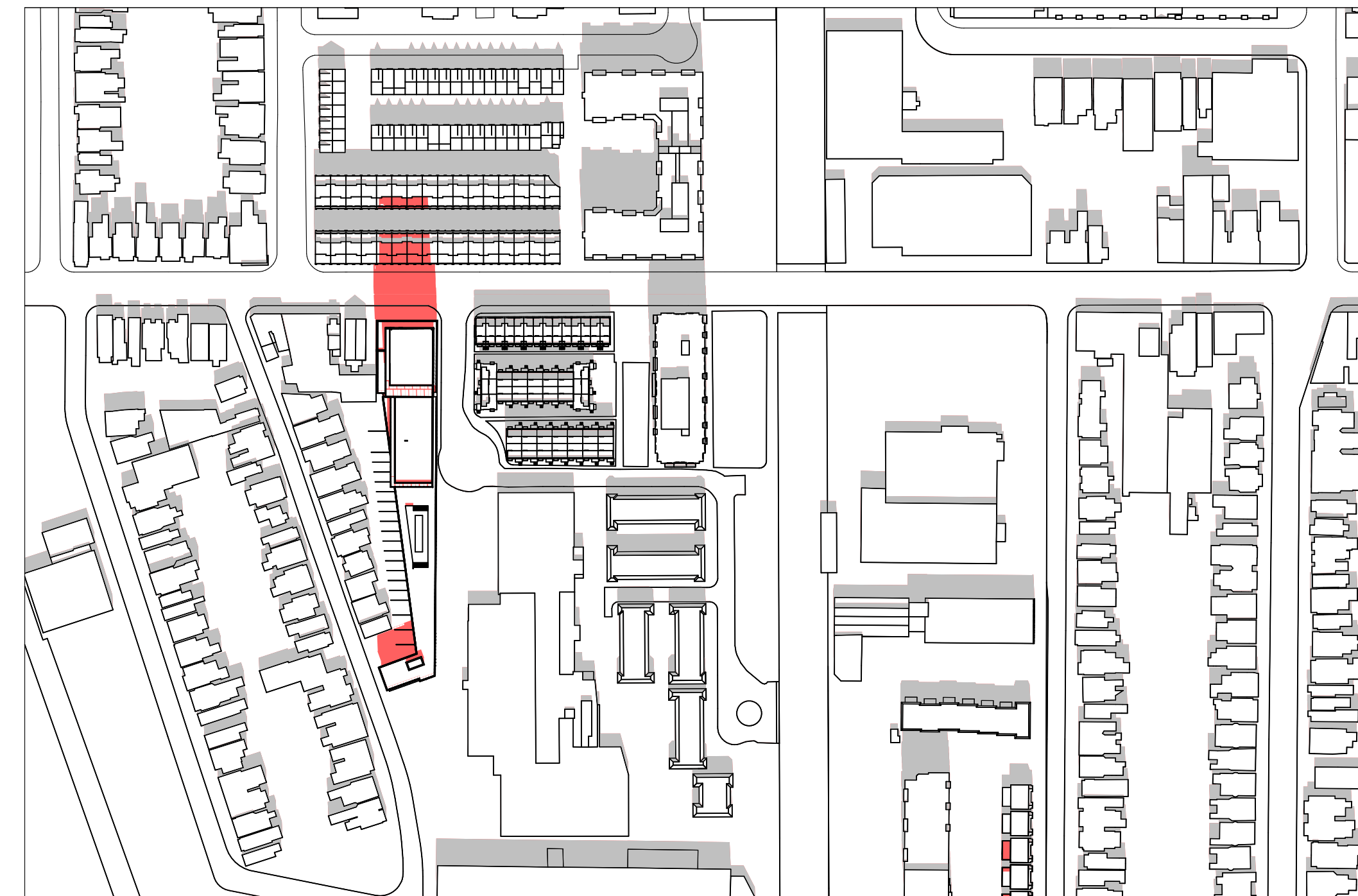
Sep 21 9:18  
SCALE: 1:2000



Sep 21 10:18  
SCALE: 1:2000



Sep 21 11:18  
SCALE: 1:2000



Sep 21 12:18  
SCALE: 1:2000

1. Copyright of this drawing is reserved by the Architect. The drawing and all associated documents are an instrument of service by the Architect. The drawing and the information contained therein may not be reproduced in whole or in part without prior written permission of the Architect.

2. These Contract Documents are the property of the Architect. The Architect bears no responsibility for the interpretation of these documents by the Contractor. Upon written application, the Architect will provide written/graphic clarification or supplementary information regarding the intent of the Contract Documents. The Architect will review Shop Drawings submitted by the Contractor for design conformance only.

3. Drawings are not to be scaled for construction. The Contractor is to verify all existing conditions and dimensions required to perform the work and report any discrepancies with the Contract Documents to the Architect before commencing any work.

4. Positions of exposed finished mechanical or electrical devices, fittings, and fixtures are indicated on architectural drawings. The locations shown on the architectural drawings govern over the Mechanical and Electrical drawings. Those items not clearly located will be located as directed by the Architect.

5. These drawings are not to be used for construction unless noted below as "Issuance: For Construction"

6. All work is to be carried out in conformance with the Code and Bylaws of the authorities having jurisdiction.

7. The Architect of these plans and specifications gives no warranty or representation to any party about the constructability of the building(s) represented by them. All contractors or subcontractors must satisfy themselves when bidding and at all times ensure that they can properly construct the work represented by these plans.


© architectsAlliance, 2020

NO	ISSUANCE	DATE
1	REZONING	XX.XX.20XX



**architectsAlliance**

205 - 317 Adelaide Street West  
Toronto, ON M5V 1P9 Canada  
t 416 593 6500  
f 416 593 4911  
info@architectsalliance.com  
www.architectsalliance.com



**Sterling Bloor  
Lamb Development Corp**

778 King Street West  
Toronto, ON M5V 1N6

**Shadow Studies**

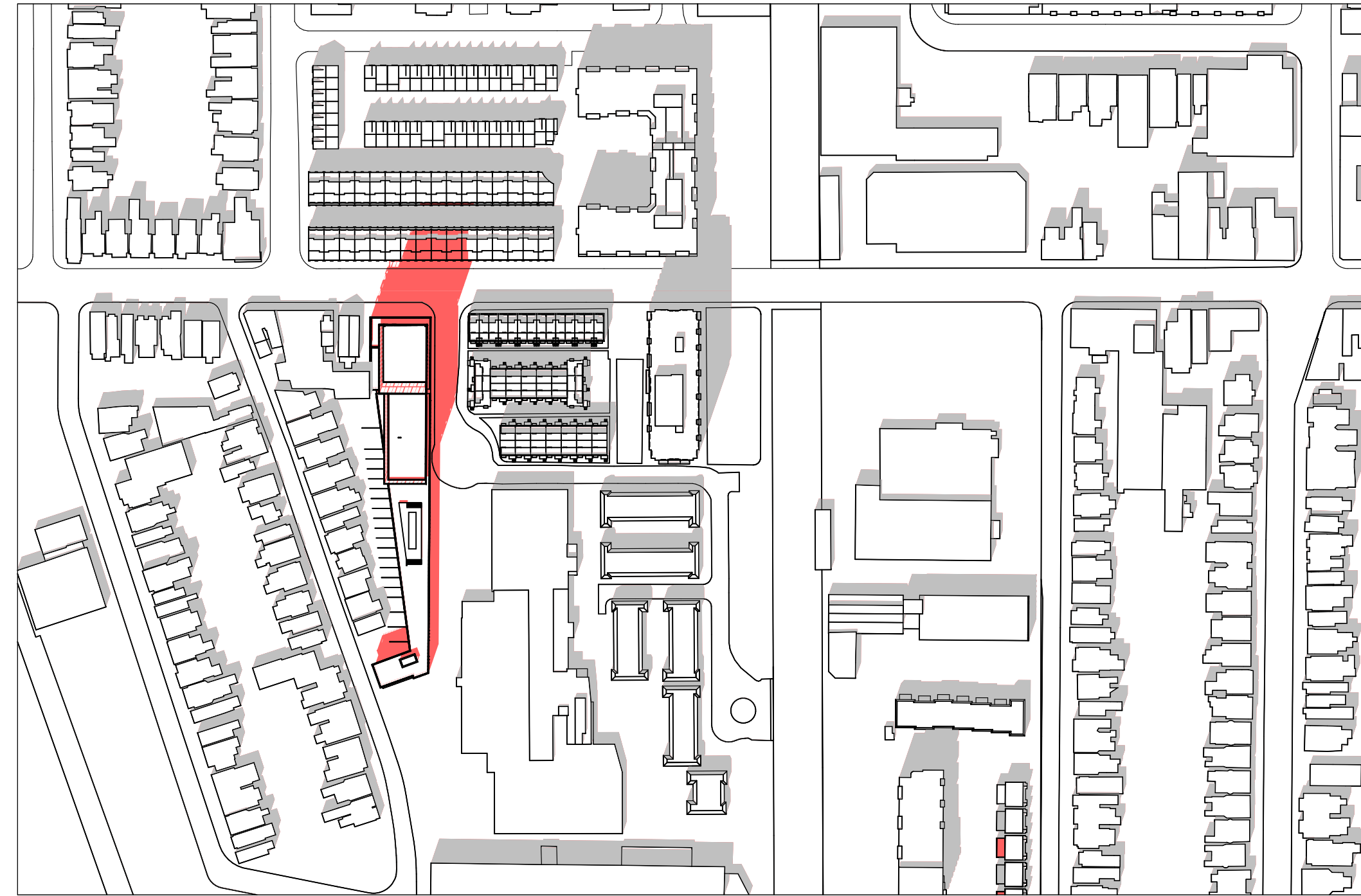
Project No. 21909

1:2000, 1:500

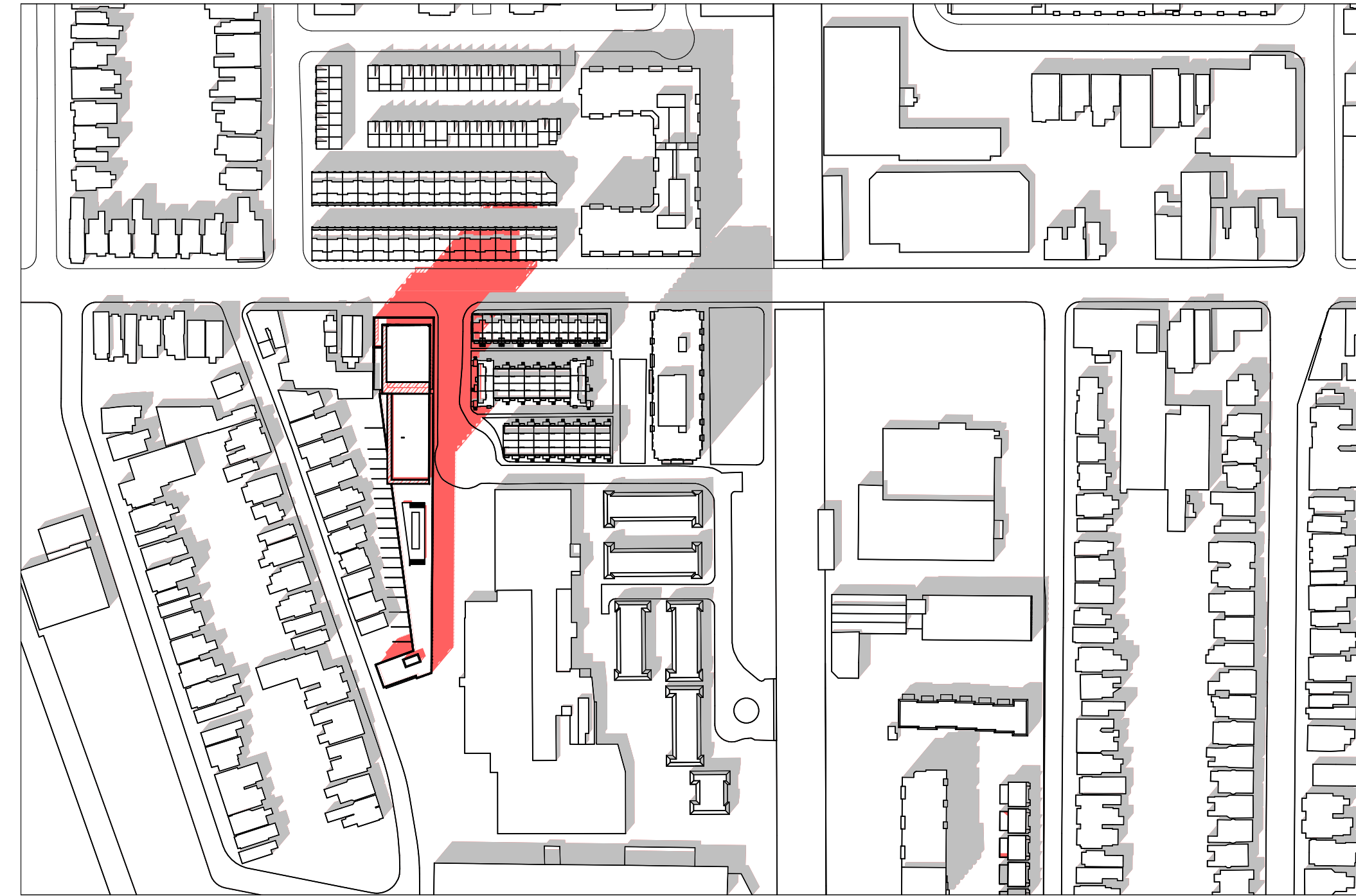
2020-11-05

**Legend**

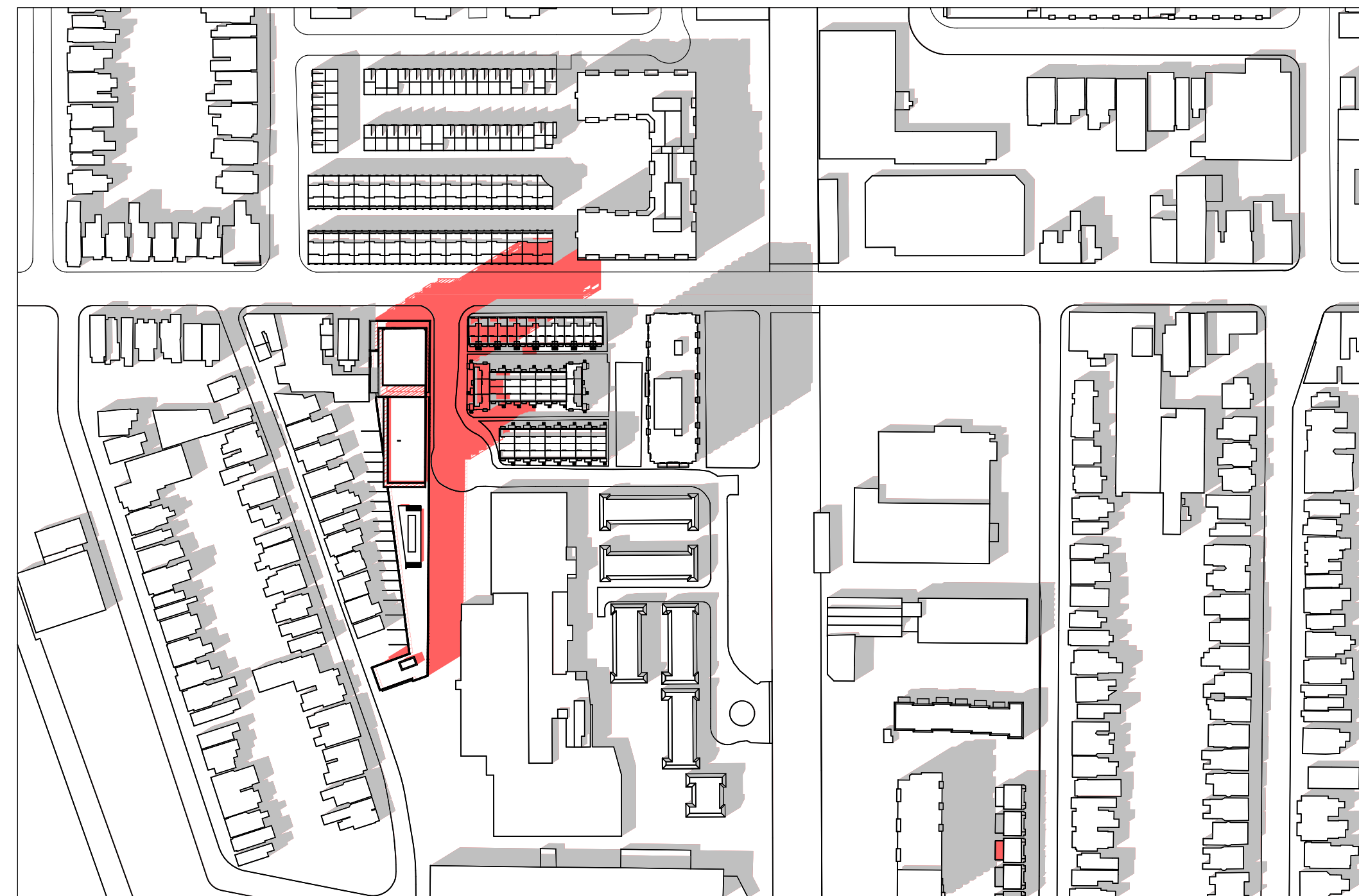
- Proposed Shadows
- Existing Shadows



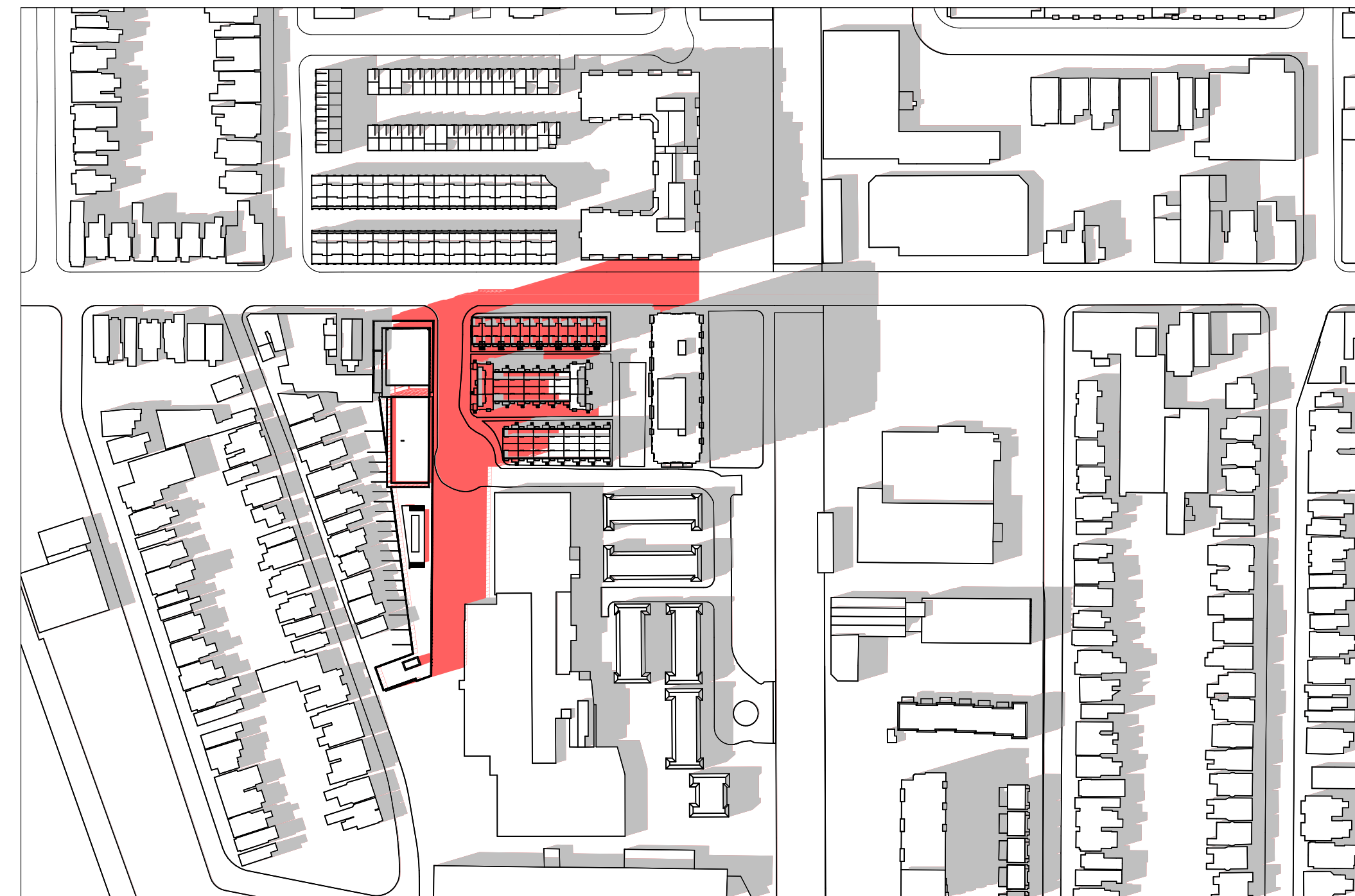
Sep 21 1:18  
SCALE: 1:2000



Sep 21 2:18  
SCALE: 1:2000



Sep 21 3:18  
SCALE: 1:2000



Sep 21 4:18  
SCALE: 1:2000

1. Copyright of this drawing is reserved by the Architect. The drawing and all associated documents are an instrument of service by the Architect. The drawing and the information contained therein may not be reproduced in whole or in part without prior written permission of the Architect.

2. These Contract Documents are the property of the Architect. The Architect bears no responsibility for the interpretation of these documents by the Contractor. Upon written application, the Architect will provide written/ graphic clarification or supplementary information regarding the intent of the Contract Documents. The Architect will review Shop Drawings submitted by the Contractor for design conformance only.

3. Drawings are not to be scaled for construction. The Contractor is to verify all existing conditions and dimensions required to perform the work and report any discrepancies with the Contract Documents to the Architect before commencing any work.

4. Positions of exposed finished mechanical or electrical devices, fittings, and fixtures are indicated on architectural drawings. The locations shown on the architectural drawings govern over the Mechanical and Electrical drawings. Those items not clearly located will be located as directed by the Architect.

5. These drawings are not to be used for construction unless noted below as "Issuance: For Construction"

6. All work is to be carried out in conformance with the Code and Bylaws of the authorities having jurisdiction.

7. The Architect of these plans and specifications gives no warranty or representation to any party about the constructability of the building(s) represented by them. All contractors or subcontractors must satisfy themselves when bidding and at all times ensure that they can properly construct the work represented by these plans.


© architectsAlliance, 2020

NO	ISSUANCE	DATE
1	REZONING	XX.XX.20XX



**architectsAlliance**

205 - 317 Adelaide Street West  
Toronto, ON M5V 1P9 Canada  
t 416 593 6500  
f 416 593 4911  
info@architectsalliance.com  
www.architectsalliance.com



**Sterling Bloor  
Lamb Development Corp**

778 King Street West  
Toronto, ON M5V 1N6

**Shadow Studies**

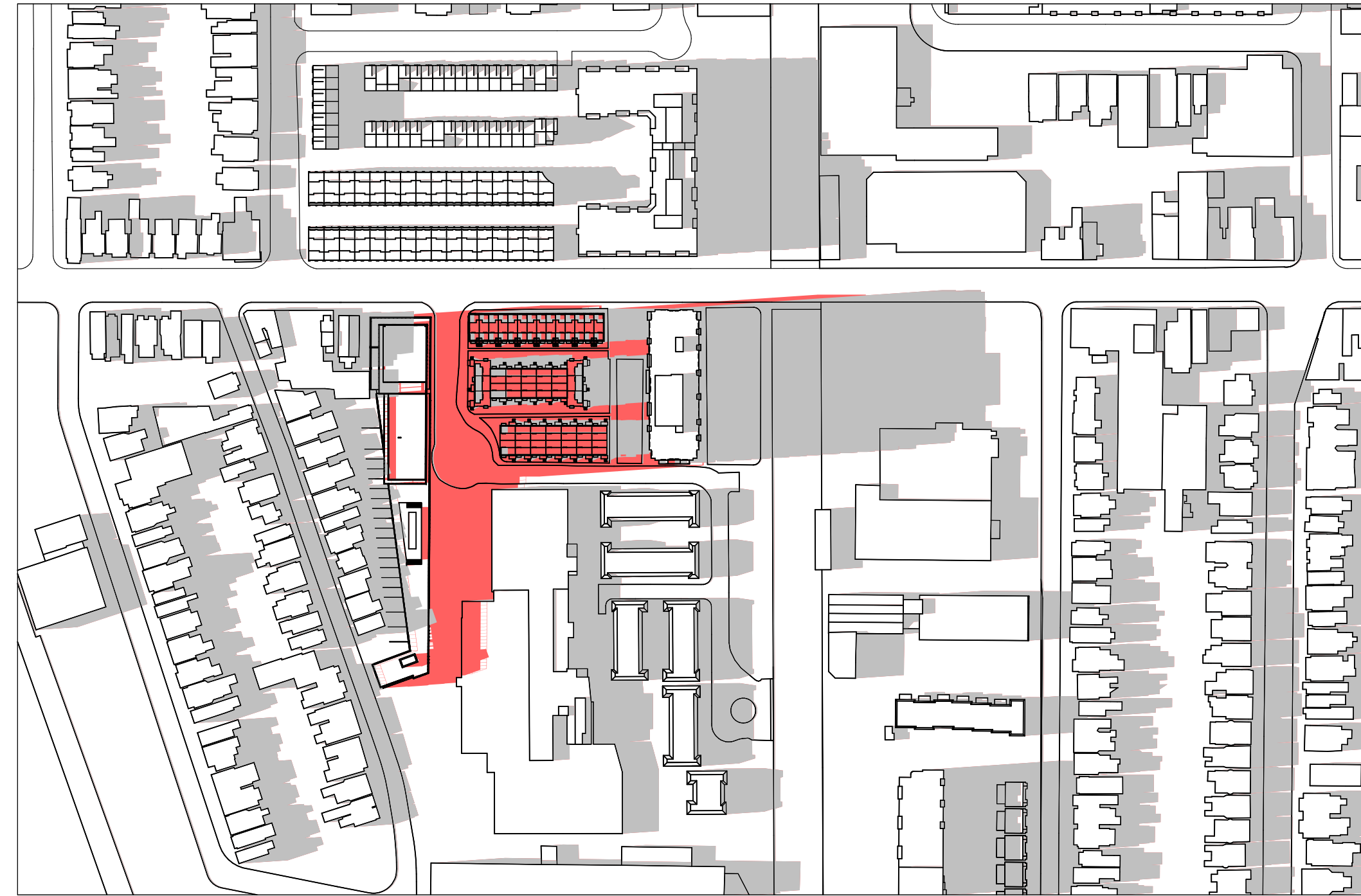
Project No. 21909

1:2000, 1:500

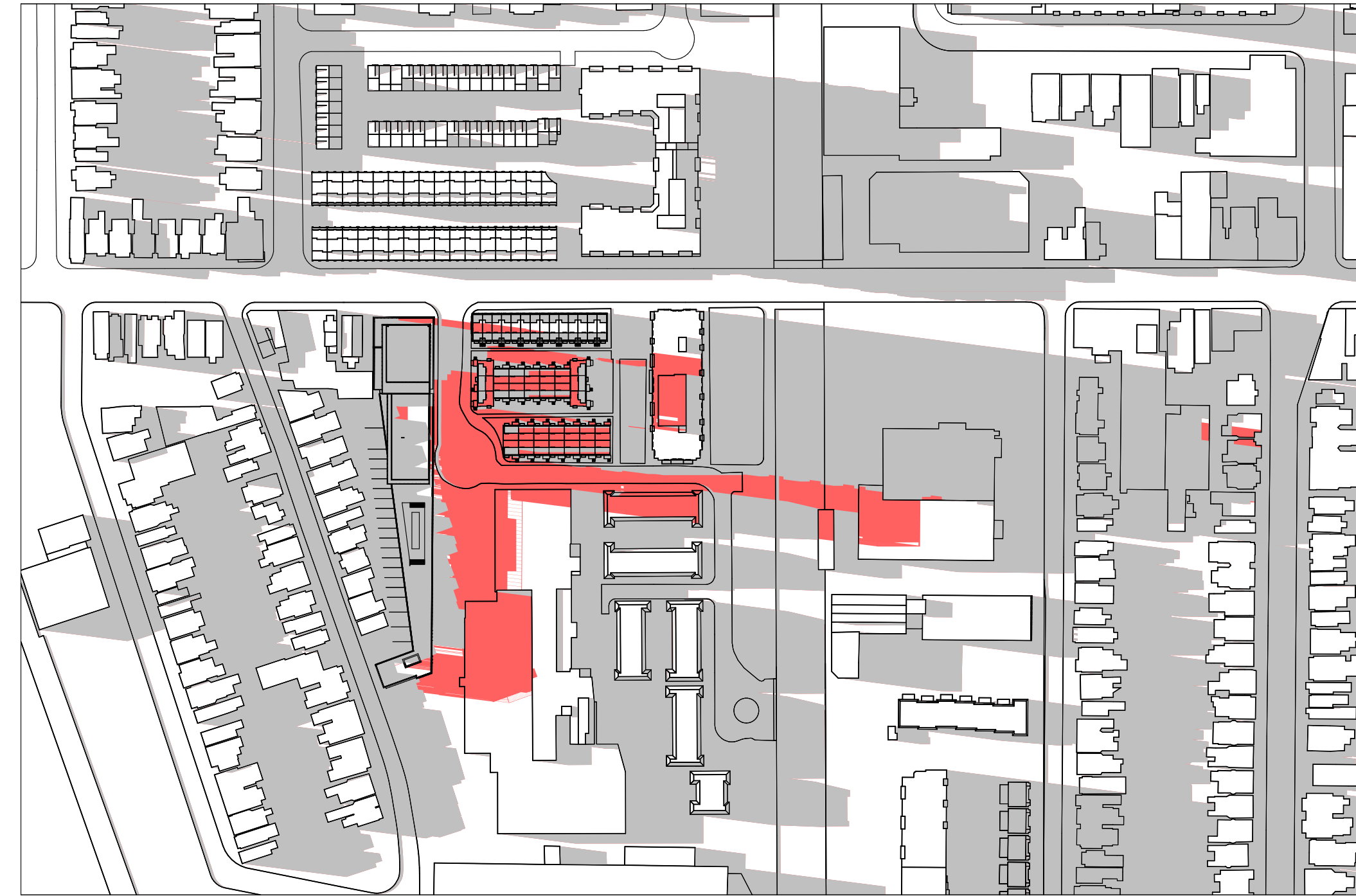
2020-11-05

**Legend**

- Proposed Shadows
- Existing Shadows



Sep 21 5:18  
SCALE: 1:2000



Sep 21 6:18  
SCALE: 1:2000

1. Copyright of this drawing is reserved by the Architect. The drawing and all associated documents are an instrument of service by the Architect. The drawing and the information contained therein may not be reproduced in whole or in part without prior written permission of the Architect.

2. These Contract Documents are the property of the Architect. The Architect bears no responsibility for the interpretation of these documents by the Contractor. Upon written application, the Architect will provide written/graphic clarification or supplementary information regarding the intent of the Contract Documents. The Architect will review Shop Drawings submitted by the Contractor for design conformance only.

3. Drawings are not to be scaled for construction. The Contractor is to verify all existing conditions and dimensions required to perform the work and report any discrepancies with the Contract Documents to the Architect before commencing any work.

4. Positions of exposed finished mechanical or electrical devices, fittings, and fixtures are indicated on architectural drawings. The locations shown on the architectural drawings govern over the Mechanical and Electrical drawings. Those items not clearly located will be located as directed by the Architect.

5. These drawings are not to be used for construction unless noted below as "Issuance: For Construction"

6. All work is to be carried out in conformance with the Code and Bylaws of the authorities having jurisdiction.

7. The Architect of these plans and specifications gives no warranty or representation to any party about the constructability of the building(s) represented by them. All contractors or subcontractors must satisfy themselves when bidding and at all times ensure that they can properly construct the work represented by these plans.


© architectsAlliance, 2020

NO	ISSUANCE	DATE
1	REZONING	XX.XX.20XX



**architectsAlliance**

205 - 317 Adelaide Street West  
Toronto, ON M5V 1P9 Canada  
t 416 593 6500  
f 416 593 4911  
info@architectsalliance.com  
www.architectsalliance.com



**Sterling Bloor  
Lamb Development Corp**

**778 King Street West  
Toronto, ON M5V 1N6**

**Shadow Studies**

Project No. 21909

1:2000, 1:500

2020-11-05

**A.4.8**